



THE REPUBLIC OF UGANDA



UGANDA'S 3RD VOLUNTARY NATIONAL REVIEW REPORT ON THE IMPLEMENTATION OF THE 2030 AGENDA FOR SUSTAINABLE DEVELOPMENT



JULY 2024



THE REPUBLIC OF UGANDA

UGANDA'S 3RD VOLUNTARY NATIONAL REVIEW REPORT ON THE IMPLEMENTATION OF THE 2030 AGENDA FOR SUSTAINABLE DEVELOPMENT



JULY 2024

FACT SHEET

UGANDA

LOCATION

East Africa

PRESIDENT:

H.E Yoweri Kaguta

Museveni Tibuhaburwa

POLITICS

Uganda gained independence from the United Kingdom on

October 9, 1962

POPULATION:

34.6 million

persons (2014 Census)

POPULATION

GROWTH RATE:

3.1%

(2014 Census)

POPULATION PROJECTION:

46.5 million

persons (January 2024 - Uganda Bureau of Statistics - (UBOS))

ADMINISTRATIVE DIVISIONS

Four regions

(central, western, eastern, and northern) are divided into

146 Districts

31 Municipalities and

11 Cities, with

Kampala as the capital



COUNTIES & THEIR DIVISIONS

312 Counties,

2,190 Sub Counties/
Divisions/Town councils

10,717 Parishes

71,213 Villages.

LAND USE

Total area

241,555 square km

Open Water Bodies

45,786 square km

Arable Land

107,729 square km

Land area

195,769 square km

Wetlands Cover

8,773 square km

Built-Up Land Area

2,595 square km

NATURAL RESOURCES:

Uganda has significant natural resources. Arable land, **mineral resources** (copper, cobalt, limestone, uranium, marble, sand, salt and gold), national parks (**with tremendous wildlife**), forests, mountains and large water bodies, including lakes and rivers (e.g. **Lake Victoria – the third largest freshwater lake in the world** and **River Nile – the longest river in the world**).

ECONOMIC INDICATORS

Currency

Ugandan Shilling (UGX)

Per capita GDP

1,146 US\$ (UBOS, 2022/23)

Average inflation rate

3.3% as of end of March 2024

MESSAGE

FROM THE PRESIDENT OF UGANDA

I am honoured to present Uganda's third Voluntary National Review 2024, which showcases progress in implementing the 2030 Agenda for Sustainable Development and the associated Sustainable Development Goals (SDGs). As the Chair of the 75th Session of the United Nations General Assembly in 2015, Uganda has remained committed to the cause of socio-economic transformation for her people and communities. The SDGs have been integrated into Uganda's national long-term development framework and aspirations, and are implemented through the national development plans.

To this end, the third National Development Plan (NDP III) has guided interventions under three broad categories of the SDG accelerators, namely, environment, governance, and industry. These are linked to all the 20 NDP III programmes, including private sector development, development plan implementation, community mobilisation and mindset change, the governance and security programme, public sector transformation, human capital development, regional development, mineral development, sustainable development of petroleum resources, manufacturing, energy development, climate change, natural resources, environment, and water management.

Over the years, the Government of Uganda has taken a collaborative approach with all development partners and actors to address issues of poverty and hunger, decent work, technology and innovation, climate change, peace and reducing inequalities, which are core to the country's transformation journey as highlighted in this report.

In this report, therefore, we outline the progress Uganda has made in poverty reduction, human development, climate change, technology and innovation, urbanisation and regional development, responsible consumption and production, employment creation and economic growth and reducing inequalities, all of which are core facets to the 2030 Agenda. The Government has also made substantial investments in key areas of infrastructure (road networks, information and communication technologies, learning institutions and health facilities, and electricity production and distribution) as well as human capital development interventions, which have significantly enhanced the country's competitiveness and presented numerous viable financing opportunities.



In the remaining period to 2030, our efforts will be guided by the six commitments for SDG acceleration and transformation and ensure that these commitments are integrated into the upcoming fourth National Development Plan (2025-2030). The country will also enhance local financing mechanisms, strengthen partnerships for localising the SDGs, support mindset change and enhance citizen participation, as well as improve data, monitoring and reporting by exploring advanced data generation methodologies. Lastly, the achievement of SDGs and socio-economic transformation requires sustainable financing, and as such, the Government of Uganda continues to explore diversified funding sources and new innovative financing models to enhance financial resilience and resource availability to deliver on the Government's promise and, through it, the national Vision 2040.

I commend and salute all members and institutions that contributed to developing this third Voluntary National Review report for Uganda.

For God and My Country

H.E. Yoweri Kaguta Museveni Tibuhabwe
**PRESIDENT OF THE REPUBLIC OF
UGANDA**

ACKNOWLEDGEMENTS



The Government of Uganda is honoured to present its third Voluntary National Review (VNR) report on the progress made towards the fulfilment of the 2030 Agenda. This report, which has received contributions from both state and non-state stakeholders, follows the two previous VNR reports presented in 2016 and 2020.

I commend the Government of Uganda for providing the necessary financial resources to facilitate the development of the VNR report, as well as all ministries, departments, and agencies (MDAs) and non-state institutions whose reports, policy framework papers, and national surveys have informed the VNR report. I acknowledge the political and technical leadership across all Government Ministries, Departments and Agencies and that of my office, which, through the SDG Secretariat, has coordinated all processes leading to the completion of this report.

I appreciate the technical support and input from the VNR Advisory Committee (composed of technical officers from MDAs, the United Nations (UN), the UN SDG Working Group, the UN Human Rights and Gender Advisory Group, the Parliament of Uganda, the Inter-Religious Council of Uganda, the Youth Coalition for the SDGs, academia, the private sector, international, youth, and civil society organisations, and numerous other individuals and entities.

Special mention goes to the substantial contributions of the Uganda NGO Forum and United Nations Association of Uganda for coordinating consultations for the Civil Society and young people respectively; United Nations Entity for Gender Equality and the Empowerment of Women (UN WOMEN), United Nations Development Programme (UNDP) and German Technical Cooperation (GIZ) for the technical and financial contributions. The report benefited from technical contributions from the Parliamentary Forum on SDGs, Inter-Religious Council of Uganda, Youth Coalition on SDGs).

Rt. Hon. Robinah Nabbanja

PRIME MINISTER OF THE REPUBLIC OF UGANDA

SUSTAINABLE DEVELOPMENT GOALS



TABLE OF CONTENTS

<i>MESSAGE FROM THE PRESIDENT OF UGANDA</i>	<i>iii</i>
<i>ACKNOWLEDGEMENTS</i>	<i>iv</i>
<i>CONTENTS</i>	<i>vi</i>
<i>ACRONYMS</i>	<i>ix</i>
<i>KEY HIGHLIGHTS</i>	<i>x</i>

CHAPTER 1

<i>INTRODUCTION</i>	<i>1</i>
---------------------	----------

CHAPTER 2

<i>METHODOLOGY AND REVIEW PROCESS</i>	<i>3</i>
---------------------------------------	----------

CHAPTER 3

<i>POLICY AND ENABLING ENVIRONMENT</i>	<i>5</i>
3.1 Institutional and SDG Coordination Mechanisms	5
3.2 Integration of SDGs in National Policy and Planning Frameworks	7
3.3 Leave No One Behind	7
3.4 SDG Localisation and Transformative Actions	8
3.5 Annual SDG Conferences	8
3.6 The SDG Joint Initiative	9
3.7 Monitoring and Reporting	9
3.8 Government Collaboration with Development Partners and other Actors	10
3.9 Status on the implementation of VNR 2020 recommended actions	11

CHAPTER 4

PROGRESS ON THE IMPLEMENTATION OF THE SDGS 13

■ End Poverty in All Its Forms Everywhere	14
■ Zero Hunger	17
■ Good Health and Well-being	20
■ Ensure Inclusive and Equitable Quality Education and Promote Lifelong Learning Opportunities for All	23
■ Gender Equality and Empowerment of all Women and Girls	26
■ Ensure Availability and Sustainable Management of Water and Sanitation for All	30
■ Ensure Access to Affordable, Reliable, Sustainable and Modern Energy for All	33
■ Promote Sustained, Inclusive and Sustainable Economic Growth, Full and Productive Employment and Decent Work for All	35
■ Industry, Innovation, and Infrastructure	38
■ Reduce Inequalities Within and Among Countries	41
■ Sustainable Cities and Communities	43
■ Responsible Consumption and Production	46
■ Take Urgent Action to Combat Climate Change and Its Impacts	48
■ Life Below Water	51
■ Life On Land	53
■ Peace, Justice, and Strong Institutions	55
■ Partnerships for the Goals	59

CHAPTER 5

NEW AND EMERGING ISSUES 62

5.1 Uganda Refugee Response	62
5.2 Climate Change	63

CHAPTER 6

COMMITMENTS FOR SDG ACCELERATION AND TRANSFORMATION 64

6.1 The Six Commitments	64
6.2 Recommended Pathways to Realising the Six Commitments	69
LIST OF CONTRIBUTORS	70

LIST OF FIGURES

Figure 1: Voluntary National Review (VNR) E-Platform	4
Figure 2: VNR Preparation Process	4
Figure 3: Flow Chart of the SDG Coordination Framework	6
Figure 4: Rural, Urban and National Headcount Poverty Percentages (2012/13-2019/20)	15
Figure 5: Proportion of the Adult Population Suffering from Moderate or Severe Food Insecurity	18
Figure 6: Prevalence of Stunting Among Children Under Five Years of Age	18
Figure 7: Agriculture Value-Added Share to GDP and Agriculture Orientation Index (AOI)	18
Figure 8: Trends in Pregnancy-Related Mortality Ratio	20
Figure 9: Infant Mortality per 1,000 Live Births 2000/01 – 2019/20	21
Figure 10: Casualties of Road Accidents During the Period 2014-2022	21
Figure 11: Proficiency in Reading and Mathematics (Lower Primary and Upper Primary)	24
Figure 12: Primary and Secondary School Completion Rates	24
Figure 13: Proportion of 15-24 Year Olds With Information and Communications Technology Skills	24
Figure 14: Trends in Physical Violence	26
Figure 15: The Proportion of Ever-Partnered Women and Girls Subjected to Some Form of Violence by a Current or Former Intimate Partner	27
Figure 16: Proportion of Seats held by Women in the National Parliament and Local Government	28
Figure 17: Generation Capacity Per Category of Energy Mix	33
Figure 18: Trends of Renewable Energy Share in the Total Final Energy Consumption	34
Figure 19: Annual Percentage GDP Growth 2015/16 - 2022/23	36
Figure 20: Unemployment Rate by Gender (Percentage)	36
Figure 21: The Proportion of Informal Employment in Total Employment, by Sex	36
Figure 22: Manufacturing Value Added as a Proportion of GDP and Per Capita (US\$ Billion)	38
Figure 23: Total Resource Flows for Development (US\$ Millions)	42
Figure 24: Proportion of the Population Who Are Refugees, by Country of Origin	42
Figure 25: Proportion of Urban Population Living in Slums, Informal Settlements	43
Figure 26: Total Expenditure on the Preservation, Protection and Conservation of all Cultural and Natural Heritage, by Source of Funding	44
Figure 27: Proportion of Animal Seizures	53
Figure 28: Number of Victims of Intentional Homicide Per 100,000 Population, by Sex And Age	56
Figure 29: Homicide Trends, 2019-2023	56
Figure 30: Number of Victims of Human Trafficking per 100,000 Population, by Sex and Age	56
Figure 31: Trends of Remanded Prisoners 2015-2022	57
Figure 32: Number of Reported Cases Related to Sexual Violence	57
Figure 33: Population Involvement in Decision-Making Processes, 2015 and 2021 (Percentage)	57
Figure 34: Proportion of Budget Funded by Domestic Revenue (%)	60
Figure 35: Selected International Flows to Uganda:	60
Figure 36: Internet User Growth Since 2015	61

LIST OF TABLES

Table 1: Poverty Measures between 2016/17-2019/20	14
Table 2: Proportion of teachers with the minimum required qualifications	25
Table 3: Performance Against the SDG 6 Sector Targets	34
Table 4: Uganda's 2024 Score on the United Nations' Classification	41
Table 5: Number of Sustainable Tourism Strategies or Policies and Implemented Action Plans	53

ACRONYMS

AIP	Africa Water Investment Program	NCDs	Non-Communicable Diseases
ATAF	African Tax Administration Forum	NDP	National Development Plan
BUBU	Buy Uganda Build Uganda	NPA	National Planning Authority
CEDAW	Convention on the Elimination of All Forms of Discrimination against Women	NEET	Not in Education, Employment, or Training
CSOs	Civil Society Organizations	NGPSS	National Governance, Peace and Security Survey
EACOP	East African Crude Oil Pipeline Project	NWSC	National Water and Sewage Corporation
EFD	Electronic Fiscal Device	OPM	Office of the Prime Minister
EMIS	Education Management and Information System	PDM	Parish Development Model
EVI	Economic and Environmental Vulnerability Index	PFU	Private Sector Foundation Uganda
FATF	Financial Action Task Force	PIST	Presidential Initiative on Science and Technology
FGM	Female Genital Mutilation	PNSD	Plan for National Statistical Development
GBV	Gender-Based Violence	PWG	Program Working Groups
GDP	Gross Domestic Product	SDG	Sustainable Development Goal
GEWE	Gender Equality and Women's Empowerment	SME	Small and Medium Enterprise
GNI	Gross National Income	TELA	Teacher Effectiveness and Learner Achievement
GPEDC	Global Partnership for Effective Development Cooperation	TMIS	Teacher Management Information System
HAI	Human Asset Index	TUS	Time Use Survey
HBsAg	hepatitis B surface antigen	TWG	Technical Working Groups
HLPF	High-level Political Forum on Sustainable Development	UBOS	Uganda Bureau of Statistics
ICT	information and communications technology	UCAA	Uganda Civil Aviation Authority
LDCs	Least Developed Countries	UDB	Uganda Development Bank
LDPG	Local Development partners Group	UDHS	Uganda Demographic and Health Survey
LG	Local Governments	UNCST	Uganda National Council for Science and Technology
MDAs	Ministries, Departments and Agencies	UNDP	United Nations Development Programme
MGLSD	Ministry of Gender, Labour and Social Development	UNESCO	The United Nations Educational, Scientific and Cultural Organization
MOFPED	Ministry of Finance Planning and Economic Development	UNHCR	United Nations High Commissioner for Refugees
MOICT/	Ministry of Information, communication,	UNHS	Uganda National Households Survey
NG	Technology and National Guidance	UPE	Universal Primary Education
MOLG	Ministry of Local Government	USE	Universal Secondary Education
MTWA	Ministry of Tourism, Wildlife, and Antiquities	UWA	Uganda Wildlife Authority
MWE	Ministry of Water and Environment	UWASNET	Uganda Water and Sanitation Network
NAPE	National Assessment of Progress in Education	VAWG	Violence Against Women and Girls
NEMA	National Environment Management Authority	VNR	Voluntary National Review

KEY HIGHLIGHTS

Uganda continues to make strides in implementing the Sustainable Development Goals (SDGs) within its development planning frameworks. The country's third Voluntary National Review (VNR) report, to the UN High Level Political Forum, highlights the remarkable progress made in integrating and executing the SDGs, particularly through the Vision 2040, which is operationalized through a series of five-year National Development Plans (NDPs). The Vision 2040 aspires to transform Ugandan society from a peasant one, to modern and prosperous.

The release of the third VNR report for Uganda coincides with the mid-term implementation of the SDG 2030 Agenda. In advance of this review, a country-specific mid-term review of the country's SDG progress was prepared, which informed the writing of the VNR report. In addition, the review process was informed by the valuable lessons learned during the preparation of the previous VNR reports, leading to improved institutionalization, localization, coordination, and multi-stakeholder participation.

This report was prepared under the leadership of the Rt. Hon Prime Minister with support of the SDG Secretariat. The VNR preparation involved a wide range of stakeholders, including state and non-state organizations, civil society organizations, religious organizations, the youth, and academic institutions, among others. The report's preparation involved a number of steps, including a review and use the UN VNR guidelines, SDG indicator matrix, development of a VNR roadmap and stakeholder engagement strategy, review of performance reports, surveys and policy frameworks for Ministries, Departments and Agencies (MDAs). An advisory committee, comprising representatives from various organisations (constituents), superintended the VNR preparation team through biweekly meetings. The VNR report underwent a thorough review and validation process involving multiple stakeholders. The feedback they provided was instrumental in improving the report.

To achieve the 2030 Agenda and ensure effective implementation of the Sustainable Development Goals (SDGs), the Ugandan government established a coordination framework in 2016, under the leadership of the Office of the Prime Minister, to guide these efforts. To enhance SDG implementation, in 2019, the government in partnership with United Nations Country Team, established a fully-fledged

national SDG Secretariat that has strengthened coordination and partnership architecture. This framework brings together actors from both the government and non-government sectors, including private sector, civil society organizations, academia, and development partners, particularly the UN agencies. The coordination framework is operationalized through a rolling roadmap, which defines catalytic actions and interventions, to guide the country to achieve the SDG targets. The current coordination framework and roadmap is aligned to the current National Development Plan (NDP III), which is the third in a series of six five-year plans aimed at achieving the Uganda Vision 2040. The NDP III is more than 95% aligned to the SDGs, an improvement from 70% in the second NDP. The formulation of the fourth NDP is underway, and it will be fully aligned to the SDGs.

Uganda has now strengthened monitoring and reporting on SDGs, demonstrated in part, by the increase in number of indicators with data points from 41 in 2019 to the current 127 indicators out of the 201 applicable to the country. To further strengthen monitoring and reporting, Government and its partners organize annual national SDG Conferences to provide an opportunity for stakeholders to reflect on Uganda's SDG journey and draw actions for acceleration. Alongside this, Uganda continuously assesses the performance of Local Governments in service delivery and has introduced performance-based granting systems, starting with the health sector (Results Based Financing Framework), to incentivize performance.

At the midpoint of the implementation of the 2030 Agenda, Uganda has made gains on SDG implementation. Progress has been made in reducing both monetary and multidimensional poverty among the population. The incidence of monetary poverty (all ages) declined from 21.3% in 2016/17 to 20.3% in 2019/20. The above progress is attributed to Uganda's policy frameworks on poverty reduction, which consists of laws, regulations, and programs that target the root causes of poverty and increase access to resources and opportunities for all. Key to highlight is the implementation acceleration of the parish development model. This model aims to accelerate socio-economic transformation at the grassroots level by creating wealth and jobs by moving 39% of the households in the subsistence economy, who are the most poverty-stricken, into the money economy by 2030.

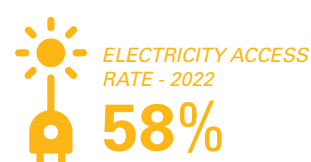


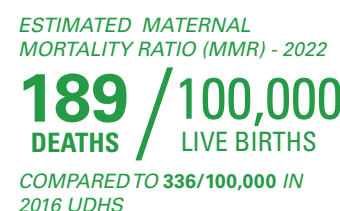

The nutritional status of children under five years in Uganda has been improving. The prevalence of stunting in this age group has decreased from 45% in 2000 to 24% in 2022. However, there has been a 7.9% increase in the number of food-insecure adults. In response, the government aims to increase budget allocations to the agriculture sector, intentionally continue integrating nutrition and food security into the development agenda, support the implementation of the PDM, and improve the agricultural sector's production and productivity, among others.

Uganda has over the years strengthened a healthcare system that effectively supports both preventive and curative services. This system has withstood shocks like COVID-19 and other disease outbreaks. The government has invested heavily in improving the health and well-being of its citizens. The decreasing rates of maternal mortality ratio, neonatal mortality rate, infant mortality rate, total fertility rate, and adolescent pregnancy rate serve as evidence of this. Furthermore, the government remains committed to investing in capacity building to produce a skilled and professional health workforce, upgrading health infrastructure and equipment at national and sub-national health facilities, establishing strong primary and community health services, and expanding access to specialised health care services, among other initiatives, despite the gains registered in the sector.

The education sector receiving one of Uganda's largest budget allocations, accounting for 10% of the total budget for 2023/24, is evidence that the government places a lot of importance on education to improve citizens' social and economic transformation, enhance well-being, and facilitate sustainable development and growth. Most of the investment in the sector aims to increase access to quality education to have a skilled labour force, a prerequisite for enhanced production and productivity. With the introduction of Universal Primary Education (UPE) and Universal Secondary Education (USE), enrolment of both boys and girls in the formal education system has increased. There has also been a registered improvement in learning outcomes.

The proportion of women and men that experience physical violence has continued to decline, reaching 44% and 39%, respectively, in 2022, from 60% and 53% in 2006. Sexual violence against women aged 15–45 shows a similar trend, halving to 10.7% in 2022 from 22% in 2016. Other bad gender practices, including female genital mutilation (FGM) and cultural acceptance of domestic violence, are all on the decline. Notably, access to justice for survivors of GBV has improved. Though child marriage remains a challenge in many Ugandan communities, there has been incremental progress in alleviating the harmful practice, which has led to a 22.2% decline in 2022 since 2006. Additionally, there were several significant appointments of women to senior leadership roles and cabinet positions; however, the overall ratio of female Members of Parliament (MPs) remains at 34%. The government will continue to work with various partners on different initiatives to build on the progress made. These initiatives include integrating gender equality into legal and policy frameworks, implementing gender-responsive budgeting, increasing data production and accessibility, providing high-quality gender data and statistics, running programmes to address gender-based violence (GBV), and promoting women's economic empowerment, among other areas.

Positive steps have been taken to improve access to clean water and sanitation services in both rural and urban areas. However, the water demand is rising owing to rapid population growth, urbanisation, and increasing water needs



from the agriculture, industry, and energy sectors. Urban population with access to an improved water source during FY 2022/23, access to safe water in urban areas marginally increased to 72.8% in 2023 from the previous year and below the national annual target of 78.4%. Rural areas largely remained dependent on boreholes/protected springs and gravity flow schemes as key sources of safe water, with no change in the proportion (68%) of those accessing safe water.

Uganda's electricity access rate is currently at 58% (20% on-grid, 38% off-grid, mostly solar). Since 2013, access to electricity has steadily increased, from 14% in 2016 to 52% in 2018. The urban population has 74% more access than their rural counterparts, at 50%, respectively. With the current drive towards increased reliance on clean fuels and technology, the proportion of the population using renewable energy since 2017 has had a mixed performance, with noted increases and declines, and currently stands at 87.8%. The government will thus continue to provide technical guidance to energy users to improve utilisation efficiency, prioritise the generation and use of more renewable and clean energy resources, especially nuclear power and solar energy, develop an efficient energy evacuation infrastructure, and pursue the strategy of reducing the unit cost of energy to US\$ 5 cents per KWH.

To promote sustained, inclusive, and sustainable economic growth, full and productive employment, decent work for all, and support industry, innovation, and infrastructure, Uganda has thus made significant strides aimed at achieving higher levels of economic productivity through diversification, technological upgrades, and innovation. To this end, the Government has (i) Implemented the Industrial Development Strategy (2018-2028), which focuses on promoting value addition, industrialisation, and export-led growth; (ii) Established the Uganda Development Bank to provide financing for strategic sectors, including agriculture, tourism, and manufacturing; (iii) Launched initiatives such as the Presidential Initiative on Industrial Development and the Small and Medium Enterprises (SME) Development Programme to support entrepreneurship and innovation; (iv) Invested in infrastructure development, including transportation networks, energy, and ICT, to enhance connectivity and facilitate trade, and (v) Promoted public-private partnerships to leverage private sector expertise and investment in key sectors. These efforts have led to increased industrial production, with a growth rate of 5.5% per annum between 2015 and 2022; improved productivity, with a 15% increase in labour produc-

tivity between 2015 and 2022; and enhanced innovation, with a 25% increase in patent applications between 2015 and 2022. The aforementioned efforts ultimately contributed to Uganda meeting the criteria for graduating from the United Nations' least developed countries (LDCs) category for the first time, with an expected graduation date in the early 2030s.

Despite several poverty reduction interventions, growing disparities in income and wealth continue to persist. Unequal access to basic services such as education, health care, finance, clean energy, water, and sanitation reflects these disparities. Inequality in consumption, as measured by the Gini coefficient, did not grow between 2016 and 2019 at the country level, in contrast to substantial changes within urban and rural areas. Inequality in urban areas increased, while rural inequality dropped significantly.

Whereas Uganda has demonstrated capacity and been hospitable to refugees and asylum seekers from different Countries, the country faces numerous challenges. Crucially, the refugee communities have increased pressure on the limited national service delivery facilities, which they share with the host communities. As a result, some of the facilities have been continuously shut down. In addition, the influx of refugees has contributed significantly to environmental degradation in the host communities. The Government of Uganda's support is not sustainable in financing refugee interventions due to resource constraints and a multitude of competing expenditure priorities. Premised on the above, the Government of Uganda will continue engaging the international community to advocate for peace in the neighbouring countries so that the refugees can return to their home countries.

The government elevated 15 municipalities to city status, in addition to the capital city of Kampala, to promote and improve urban infrastructure and decentralised development. While the proportion of the population residing in slums has consistently decreased from 80.9% in 2000 to 54% in 2020, the Government is still focused on achieving the 44% NDP III urbanization target for 2023. As such, the government will continue supporting implementation of interventions aimed at re-imagining urbanisation, including legislation, integrated physical planning and strict development control for of urban sprawling, adopting well-planned, high-density settlement for Kampala and medium-density settlement for the regional and strategic cities through construction of high-rise buildings.

To ensure responsible consumption and production, the government will focus on catalytic investment in areas that include increased private sector participation in the green economy, raising awareness, and designing opportunities for private sector investment under the Uganda Green Growth Development Strategy. Moving forward, the focus will be on investment in proper waste management, adaptation of farming practices to climate change, support for the development and improvement of food storage facilities, and the implementation of a framework of programs on sustainable consumption and production.

Uganda continues to make progress in efforts of climate and restoring and protecting ecosystems; with the current forest cover increasing from 9.5% in 2015 to the current 13.3% and on course to achieve 15% forest cover by 2026.

The impacts of climate change on Uganda's economy are far-reaching, affecting all sectors and even spilling over into other countries. The country's economy is highly vulnerable to climate change because of its impact on critical sectors like agriculture, fisheries, water resources, forestry, energy, health, infrastructure, and settlements. The negative effects of climate change on these sectors hinder efforts to reduce poverty and improve people's well-being and household incomes. Uganda has committed to reducing its net greenhouse gas emissions by 24.7% below business-as-usual levels by 2030. Considering the key areas of attention, we will focus on addressing the insufficient capacity to manage climate-related risks, enhancing adaptive capacities and resilience, allocating inadequate financial resources to mitigate climate change, and raising awareness among the population about climate change risks and how to mitigate them, among others.

The country's sustainable fishery production was estimated to be 500,000 metric tons. However, with the country's current population of 41.6 million growing at a 3.0% annual rate, the National Fisheries and Aquaculture Policy (NFAP) projected a one-million-ton fish supply deficit. This deficit is expected to progressively increase unless an alternative sustainable source of fish supply was identified. Illegal fishing, destructive fishing practices, and overfishing have substantially impacted fish stocks in recent years. Around 40% of large species captured in Lake Victoria are immature, and other hazards include pollution and the introduction of invasive species. Combined, these pressures have significant implications for freshwater biodiversity and, consequently, for food security, health, and livelihoods in Uganda. The government will continue to improve the fisheries and aquaculture management information system to ensure effective and efficient collection, compilation, analysis, storage, and dissemination of information for planning, management, monitoring, and evaluation purposes, intensify efforts to restore degraded wetlands and ecosystems, enforce implementation of the legal and governance mechanisms for sustainable wetlands management, and focus on controlling invasive aquatic weeds and pollution as a way forward.

Uganda is committed to promoting peace, justice, and strengthening institutions, notwithstanding challenges the sector faces. According to the Uganda Police Crime report, homicides per 100,000 population though reducing remain high. Victims of human trafficking per 100,000 population had started increasing in 2015 but are now starting to decline. The 7.6% decline in proportion remanded prisoners to overall prison population from 2017 to 2022 has been attributed to reforms to speed up trials, enforce time limits on pre-trial detention, and develop low-cost legal services in partnership with development partners,



GROWTH RATE PER ANNUM REGISTERED IN INDUSTRIAL PRODUCTION BETWEEN 2015 AND 2022



UGANDA HOSTS OVER 1.6 million REFUGEES THE HIGHEST NUMBER IN AFRICA



THE PROPORTION OF THE POPULATION LIVING IN SLUMS HAS DECLINED

2000 80.9% 2020 54%



3.0%

GROWTH PER ANNUM OF FISH POPULATION



INCREASE IN TAX-TO-GDP RATIO

2017 12.4% 2022 14.5%

including civil society. Nearly one in five Ugandans (18%) identify corruption as one of the most significant issues, according to the Corruption Perception Index (CPI), which stands at 26 against a global average of 44.5. As a result, the Inspectorate of Government is spearheading the implementation of various initiatives aimed at combating corruption. These include monitoring government services, enhancing governance, promoting accountability, engaging with the private and international sectors, and implementing assessment programmes. Additionally, the Government, non-state actors, the judiciary, and law enforcement agencies will continue their efforts to improve access to justice, legal services, and enforcement agencies, with a focus on strengthening institutions, fostering transparency, and protecting citizens' rights.

The country has made significant efforts to strengthen domestic resource mobilisation and improve domestic capacity for tax and other revenue collection through the implementation of Domestic Revenue Mobilisation Strategy (2019–2024). This has resulted in a steady increase in tax revenue, with a growth rate of 12% per annum between 2015 and 2022; an improvement in the tax-to-GDP ratio from 12.4% in 2015 to 14.5% in 2022; and a reduction in tax evasion and illicit financial flows, with an estimated revenue loss of UGX 1.4 trillion. We anticipate that Uganda's remittances will gradually grow moderately due to slower global growth, then recover as employment conditions in source countries improve. The government of Uganda is also currently taking steps to diversify its sources of financing and engage with a broader range of potential creditors, with a particular emphasis on obtaining concessional funding. In addition, the government has created a favourable investment climate to attract foreign investment and support economic growth and sustainable development. In recognition of the role of partnership in achieving the SDGs, the government has initiated processes to revitalize the national partnership architecture in collaboration with development partners. In terms of technology, the government has made significant progress in improving internet connectivity at the district and parish levels. Currently, 85% of parishes have broadband connectivity (3G network population coverage). This surpasses the NDP III target of 74% and demonstrates positive progress in this area.

The major drivers for improvement have been: political will and commitment from the country's leadership starting with His Excellency the President and the Right Honourable Prime Minister; commitment of the technical staff, both at the national and sub-national levels; enabling legal and policy environment; appropriate resource mapping and allocations; state and non-state actors, citizenry consciousness and national patriotism; and political stability.

However, this progress and implementation of SDGs has also faced a number of challenges including gaps in institutionalization of SDGs; limited financial resources to finance national development priorities; slow technological advancement; data gaps; low production and productivity in some key potential transformative sectors; institutional challenges including bureaucratic red-tape; social-cultural rigidities among sections of the citizenry; negative effects of climate change; effects of Covid-19 pandemic; and corruption tendencies among some public officials.

With the newly adopted commitments for SDG acceleration and transformation towards 2030 the government will focus on actions to accelerate: (i) the leaving no one behind agenda through the inclusive Parish Development Model; (ii) inclusive actions for trade financing and climate-smart investments, (iii) leveraging science, technology, and innovation; (iv) inclusive economic and social development through climate change adaptation and mitigation; (v) harnessing the full potential of data, and (vi) strengthening SDG coordination and service delivery mechanisms. As such, the government will focus on the means of implementation, mobilization of financial resources, capacity-building, and technology, as well as data and institutions, to accelerate progress. For example, strategies and reforms to fill the gaps are being integrated into the upcoming fourth national development plan for five years, starting in 2025/26. Other initiatives include investing in critical transformative sectors to boost production and productivity, institutional reforms to streamline service delivery; enhanced partnerships with all key stakeholders for SDG implementation; capacity building and reorientation of both elected and appointed officials; and strengthening monitoring and reporting, including reinvigorating the National Statistical System.

CHAPTER 1

INTRODUCTION



Heads of States during the NAM Summit in Kampala Uganda, January 2024 © KACCA

.....
I propose that we enhance inter-ministerial collaboration, streamline coordination structures, and establish clear accountability mechanisms. Additionally, developing multi-sectoral action plans, setting clear targets and indicators, and fostering a culture of transparency and accountability will be essential. Finally, engaging with local governments, civil society organizations, and private sector actors in the planning and implementation of SDG initiatives can improve service delivery, enhance efficiency, and ensure sustainable development outcomes.

A male respondent from the academia in Kampala
.....

United Nations (UN) Member States adopted the 2030 Agenda for Sustainable Development when Uganda held the UN Presidency in 2015. The 2030 Agenda informs and guides global and national development and offers a universal framework with 17 Goals, 169 specific development targets and 231 indicators that aim to achieve social and economic transformation, protect the environment, and ensure that no one is left behind. The SDGs provide an inspiring and inclusive vision of the future: a world free from poverty, inequality, injustice, and discrimination and a healthy planet for present and future generations with the pledge to ‘Leave No One Behind’.

The SDGs build on previous efforts of the UN normative frameworks, including the Millennium Development Goals (MDGs), while re-focusing its efforts to navigate and tackle new emerging global dynamics threatening humanity and development like the complexities arising from climate change, epidemics, political conflicts, economic inequality, challenging macroeconomic stability, innovations, sustainable consumption, peace and justice, among other priorities.

The Government of Uganda prioritised the coordination framework for the implementation of the 2030 Agenda as early as 2016 under the leadership of the Office of the Prime Minister (OPM). The framework brings together key players, both state and non-state actors, to deliver on the SDGs. The coordination structure comprises five multi-stakeholder Technical Working Groups (TWGs) with different functions: Coordination, Monitoring, Evaluation and Reporting; Data and Statistics; Communication and Popularisation of SDGs; Planning and Mainstreaming; and Resource Mobilisation and Financing. The Government of Uganda has fully aligned all 17 SDGs to its National Development Priority frame-

works, ensuring synergy and coherence between the SDGs and the various series of National Development Plans (NDPs) that provide overarching guidance for Uganda's national planning processes.

This Voluntary National Review (VNR) report builds on the successes of the previous VNR reports (VNR 2016 and second VNR 2020, respectively) to highlight progress made in integrating and implementing the SDGs within the country's strategic development frameworks. The report reveals details of the progress made in SDG implementation as well as efforts made in policy, institutional and programmatic development

as enablers of successes and challenges met in delivering on the SDG targets.

Uganda is among the 37 Countries are presenting their 2024 VNRs at the 12th Session of the High-level Political Forum on Sustainable Development(HLPF). The forum will provide renewed commitment, critical learnings, and opportunities for investment in Uganda's six commitments to accelerate SDG implementation and cause socio-economic transformation among its people and communities. This exercise will call for continuous alignment with including planning and budgeting, to prioritize achievement of SDG targets.

Uganda will also foster partnerships with international cooperation, especially regional and North-South and triangular cooperation and South-South cooperation; build resilience of the economy to shocks; and strengthen institutions for effective service delivery. Therefore, Government of Uganda is excited to participate and be part of this forum which presents enormous opportunities for sharing progress from different countries, learning and coming up with recommendations that will inform future actions for implementation of SDGs. The platform also presents an opportunity for galvanizing renewed political commitment to strengthen partnerships for financing the SDGs to accelerate the achievement of the 2030 Agenda.

The report covers the development process, including how have we been able to implement the 2020 VNR recommendations, Information capture methods and the contributions of different stakeholders. It also covers the various institutional and coordination mechanisms for SDGs, their integration into national policy and planning frameworks, SDG localization, and transformative actions taken during implementation. The report also highlights the advancements made towards each goal by analysing the current state, implementing initiatives, and outlining future. It also spotlights some key emerging issues observed along this SDG journey for the country, articulates the progress made on Uganda's commitments to achieving the SDGs, and suggests what is in stock for achieving the goals in the remaining period.

© OPM



© Media Challenge Initiative



© KCCA



CHAPTER 2

METHODOLOGY AND REVIEW PROCESS

The preparation and development of this report were spearheaded and coordinated by the Government of Uganda through the SDG Secretariat at the OPM. It involved analysing the country's progress in achieving the SDGs, identifying gaps and challenges, proposing strategies to address them, recognising good practices and success factors, and analysing emerging issues. The Office of the Prime Minister facilitated an all-inclusive process that involved Government MDAs, non-governmental organisations (NGOs), the private sector, and academia.

The preparation of the report was overseen by a multi-institutional advisory committee comprising representatives from a cross-section of MDAs, Parliament, UN Agencies, academia, CSOs and the private sector. All processes leading to the VNR report, including the roadmap, report structure, themes, approach, sources of information and other technical elements, were reviewed and approved by this advisory committee.

The foundation of this methodology was the data compiled by the respective MDAs, national surveys, and policy frameworks, which provided critical evidence for this VNR. The data collection process involved both quantitative and qualitative methods to ensure a robust and holistic understanding of the nation's progress. Quantitative data was sourced from national statistical agencies and other Government bodies, focusing on key indicators. This data was cross-verified with reports from international organisations and CSOs to ensure coherence and comparability. Learning from the previous VNRs, in advance of preparing this report, the SDG Secretariat carried out a mid-term review of the SDG progress in Uganda, which coincided with the mid-term implementation of the SDGs. The mid-term review informed the writing of this VNR report.

Beyond the existing secondary data, the report benefited from a series of primary data collection

processes. The advisory committee took advantage of stakeholder consultative meetings collaboratively organised by CSOs, the Inter-religious Council of Uganda (IRCU), and other stakeholders across the country to collect qualitative input from a cross-section of citizens. Key stakeholders, including Government officials, CSOs, private sector representatives, academic institutions, marginalised communities, young people, persons with disabilities (PWDs), and minority groups, participated in these consultations and provided their perspectives and insights. These were in the form of policy dialogues, community consultations and seminars. The consultative process was open and inclusive and enabled the Government to reach a wide range of stakeholders at national and subnational levels.

In addition to institutional data, capturing the voices of the public was a crucial component of the methodology. Leveraging the digital revolution, an e-platform was established and promoted through various channels like social media to facilitate broad public participation. This platform enabled the collection of views and information from the general public, ensuring that the VNR reflected diverse perspectives. Several mini-surveys on key topics were conducted through the E-platform, allowing for targeted data collection on specific issues of national importance. Individuals nationwide participated by sharing their views and valuable insights.

The use of E-Platform was also central to the communication strategy. Contents, including video snippet documentaries on SDG implementation, photos, and awareness messages, were shared through these platforms. Online engagements were utilized to encourage the participation of young people and children and popularize the VNR process. This platform made it possible for young people to express their views on SDG implementation and matters that are important in their lives.¹

¹ Please see <https://ugandavn timer.com/services/>.

FIGURE 1: VOLUNTARY NATIONAL REVIEW (VNR) E-PLATFORM



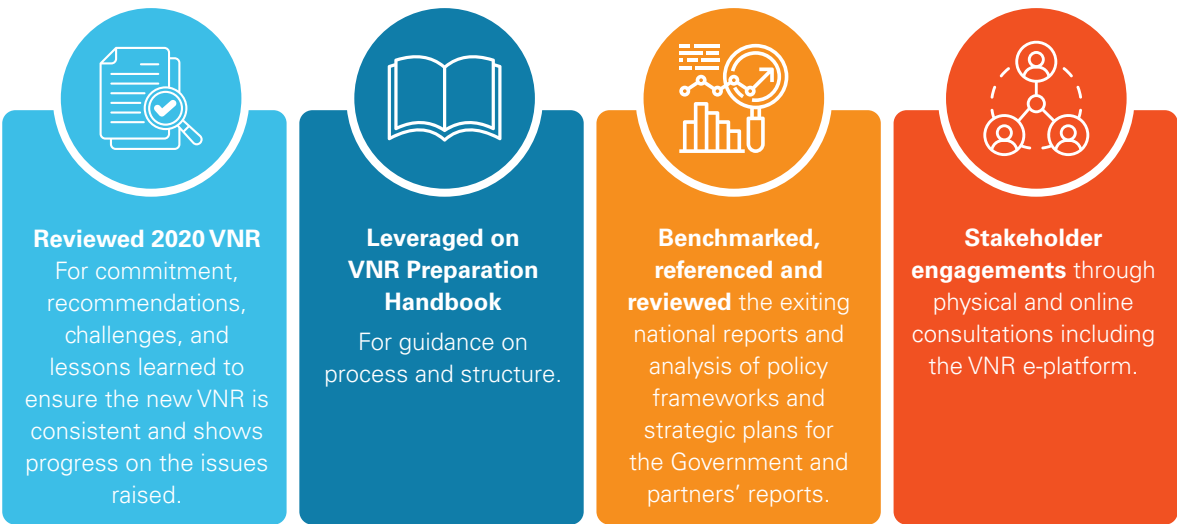
The analysis phase involved integrating and synthesising the quantitative and qualitative data to identify trends, achievements, and gaps, while thematic analysis was applied to the qualitative data to uncover underlying patterns and narratives. The reporting process was iterative and collaborative, with drafts reviewed by an advisory committee comprising repre-

sentatives from various sectors. Feedback from this committee was incorporated to enhance the final report’s accuracy, relevance, and comprehensiveness. Additionally, the same team validated the report at multiple forums before it was finalised. Finally, official data, credible research documents including annual performance reports, survey reports, and policy papers were reviewed considerably to inform this report. The SDG indicator matrix produced by the data technical worked group informed most of the statistics in this VNR report and various reports from development partners were collated and incorporated into the VNR report. Figure 2 summarises the processes undertaken to produce the VNR report.

Benchmarking process: The 2024-VNR process review followed UN guidelines for preparing VNRs and benchmarking with other VNRs. Figure 2 below demonstrates the benchmarking process undertaken by the team.

Notwithstanding the meticulous preparation process undertaken for the VNR, some challenges were encountered. These included inadequate awareness among stakeholders about the process, which led to low participation from anticipated stakeholders but also the managing interests of different stakeholders.

FIGURE 2: VNR PREPARATION PROCESS



Source: Authors’ Analysis

CHAPTER 3

POLICY AND ENABLING ENVIRONMENT



The Rt Hon. Prime Minister Robinah Nabbanja with partners at the second SDG Conference. Among them; to her immediate right - Hon. Justine Lumumba Kasule, Minister of General Duties and Ms Susan Namondo Ngongi, UN Resident Coordinator in Uganda, and to her left - Hon. Amos Lugolobi State Minister for Finance © OPM

Uganda and her development partners have successfully implemented the Sustainable Development Goals (SDGs) through inclusive policies, community engagement, and targeted interventions. Investments in infrastructure, capacity building, and data collection have improved monitoring and decision-making, promoting equitable and prosperous futures.

A female respondent from the academia in Bushenyi

3.1 INSTITUTIONAL AND SDG COORDINATION MECHANISMS

In 2016, the Government of Uganda developed a framework to guide the coordination of the implementation of the 2030 Agenda and its associated SDGs under the leadership of the OPM. The SDG national coordination framework brings together state and non-state actors, including the private sector, CSOs, academia, and development partners, particularly UN agencies.

This coordination framework is operationalised through a rolling roadmap, which defines catalytic actions and interventions to guide the country in achieving the SDG targets. The coordination framework is executed through five multi-stakeholder Technical Working Groups (TWGs), including Coordination, Monitoring, Evaluation and Reporting; Data and Statistics, Communication, and Popularisation of SDGs; Planning and Mainstreaming; Resource Mobilisation; and Financing. At the highest policy level, the Prime Minister continues to provide the overall lead-

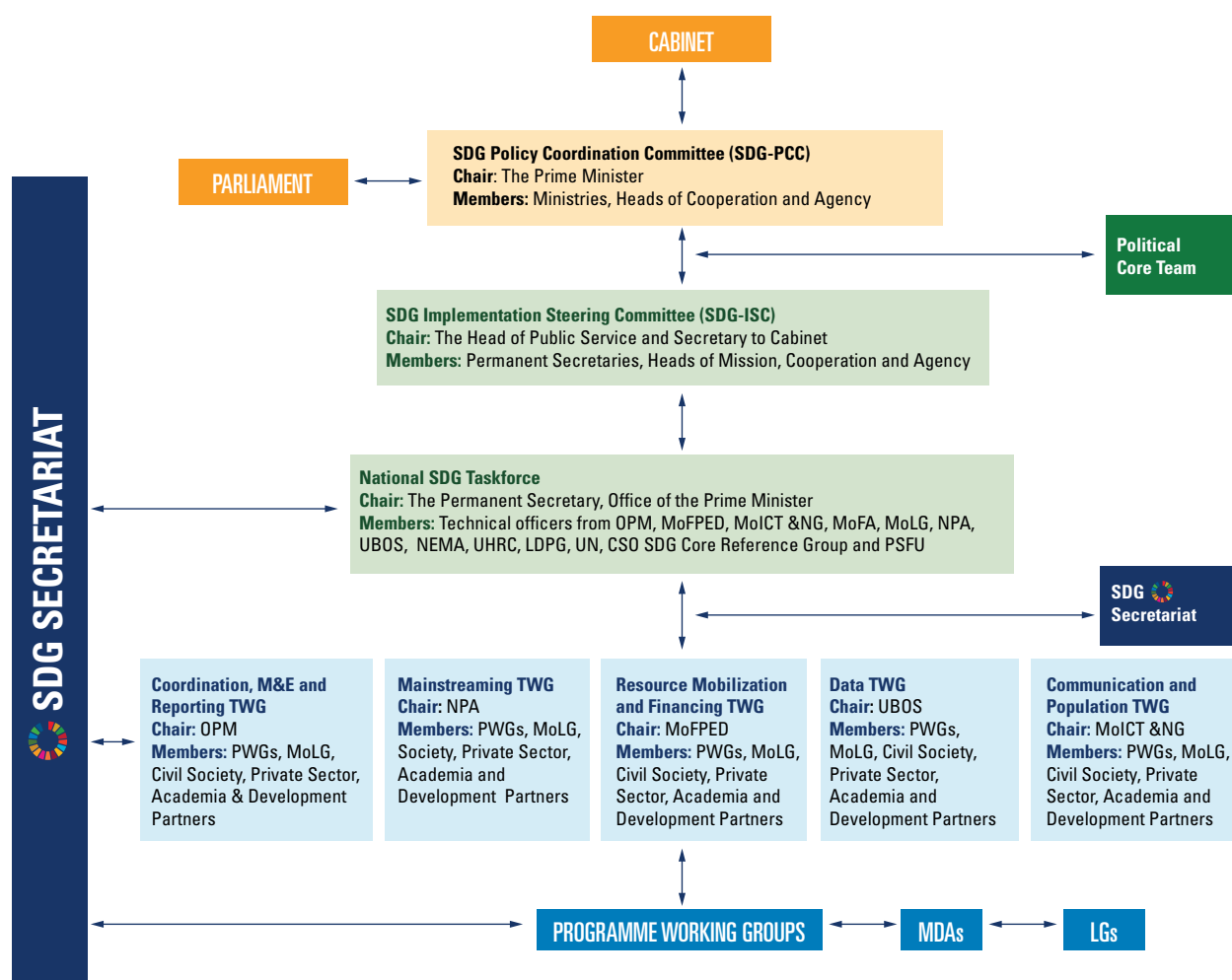
ership for the implementation of the SDGs across MDAs and LGs. The current SDG roadmap, which was launched in 2021, is aligned with the third National Development Plan (NDP III) and the United Nations Sustainable Development Cooperation Framework (UNSDCF) 2021-2025.

A fully-fledged national SDG Secretariat was established in 2019 and plays a catalytic role in SDG coordination and fast-tracking efforts to achieve results. The Secretariat steers the coordination function and supports in overseeing and harmonising the implementation of the SDG coordination framework, roadmap, and SDGs in Uganda, through SDG structures and systems of Government. The current SDG Roadmap (2020/21-2024/25) was informed by the evaluation of the previous coordination framework and roadmap aligned to the NDP III and the UNSDCF (2021-2025). It was launched by the Prime Minister, the UN Country Team (UNCT), and other stakeholders in 2021. This

roadmap provides strategic actions for key institutions and stakeholders to ensure effective SDG coordination and implementation through the existing mainstream national structures and institutions.

This institutional framework for implementing the SDGs in Uganda is at both national and subnational levels. Since 2019, a collaborative and multi-stakeholder approach has been adopted to comprehensively roll out the 2030 Agenda at the local government level. The SDG Secretariat, Uganda Local Government Association, Urban Authorities Association of Uganda, and the Uganda National NGO Forum have jointly undertaken advocacy engagements that have led to the participation of all actors at the local government level. The SDG focal persons in local governments liaise with the SDG secretariat and SDG Technical Working Groups to implement the 2030 Agenda locally in their day-to-day activities.

FIGURE 3: FLOW CHART OF THE SDG COORDINATION FRAMEWORK



Source: Uganda SDG Roadmap 2021-2025

3.2 INTEGRATION OF SDGS IN NATIONAL POLICY AND PLANNING FRAMEWORKS

The national framework for SDGs in Uganda is guided by Vision 2040, which focuses on achieving ‘a transformed Ugandan society from a peasant to a modern and prosperous country within 30 years’. Vision 2040 is the overall long-term development framework to be realized through a series of six five-year NDPs. The country is currently in the final year of implementing the NDP III (2020/21-2024/25), which is up to 95% aligned with the SDGs, an improvement from 70% in the NDP II. The NDP IV (2025/26-2029/30) is currently being developed.

The integration of the SDGs into the national development planning frameworks demonstrates Uganda’s commitment to implementing and achieving the SDGs. To ensure that the SDGs are financed and implemented through the national budget, the annual certificate of compliance (CoC) is issued to MDAs and LGs by the National Planning Authority (NPA). To ensure further integration and compliance with gender and equity requirements, a gender and equity compliance certificate is also issued by the Equal Opportunities Commission. In addition, the OPM conducts performance assessments of LGs to improve their efficiency in the delivery of services.

To further accelerate the realisation of results, a results-based financing framework that incentivises performance is being implemented in some MDAs, with better-performing ones receiving higher grant allocations than low-performing counterparts. For instance, the Ministry of Health is implementing a results-based financing framework that incentivises the performance of health facilities for improvement in SDG health targets. As a result, there has been registered improvement in some of the health indicators highlighted in Chapter Four.

.....

Uganda has integrated the Sustainable Development Goals into its national development plans, ensuring policies and programmes align with these goals and promoting coherence and synergy in development efforts.

Female respondent from a CSO in Wakiso district.

.....

3.3 LEAVE NO ONE BEHIND

As Uganda enhances efforts to accelerate the achievement of SDG targets by 2030, the Government, in partnership with UN WOMEN, undertook a comprehensive study to deepen the understanding of ‘who is left behind’ in the implementation of the SDGs through a national assessment. The 2023 study identified factors contributing to inequality and discrimination, inherent biases and exclusion practices, factors causing spatial isolation, governance and institutional frameworks affecting participation, and setbacks due to various shocks such as climate change, conflicts, health emergencies, and economic downturns. Whereas the Government has made an effort to implement programmes and policies geared towards reducing inequalities among people and regions, as well as around gender, age and social status, the assessment highlights the following groups/categories of people who are at risk of being left behind in the development agenda by 2030. These include persons living with HIV/AIDS, rural and urban poor, ethnic minorities, PWDs, older persons, orphans and vulnerable children, youth and women, refugees, internally displaced persons, stateless persons, asylum seekers, teenage mothers, the working poor, pregnant women and girls, slum dwellers, hard-to-reach areas/communities, women fisher folk, and pastoral communities.

Cognizant of the LNOB principle, the report observed that the Government has continued to develop and implement targeted programmes to address the various subgroups’ unique interests, needs and concerns. Such programmes include the Parish Development Model (PDM), Uganda Women Entrepreneurship Programme, Disability Fund, Social Assistance Grants for Empowerment, Universal Primary Education (UPE) and Universal Secondary Education (USE). Additional affirmative actions include regionally-focused development programmes, higher education loan financing for the poor, the affirmative action for PWDs and 1.5 points addition for girls’ entry into university, amongst others. Other programmes aimed at improving the quality of life of the subgroups include rural electrification, health, water, and human capital development. By recognising the various LNOB sub-groups, the Government can integrate them into the development interventions outlined in the forthcoming NDP IV.

3.4 SDG LOCALISATION AND TRANSFORMATIVE ACTIONS

Uganda implements a decentralised service delivery system where LGs at the subnational level are mandated to ensure that services reach the wider citizenry. While the institutional framework for SDG implementation is elaborate, many LGs have yet to embrace some localisation approaches, such as voluntary local reviews. This is partly attributed to limited awareness on how to interpret and relate the 2030 Agenda to their daily work under the decentralisation framework. To overcome this, the SDG Secretariat, together with partners, has developed guidelines that will facilitate accelerated localisation at LG and community levels.

The Guidelines for Localising the 2030 Agenda for the Sustainable Development Goals in Uganda serve as a roadmap, providing essential steps to securing the commitment of local leaders and actors in successfully implementing the 2030 Agenda. They encompass establishing structural arrangements at the LGs to raise awareness about the SDGs, advocate for an enabling environment, effective service delivery, and collaborative multi-stakeholder frameworks for monitoring, documentation, and reporting.

The SDG Secretariat and its partners have taken proactive steps to engage all stakeholders at the LG level. The SDG focal persons in LGs work in tandem with the SDG secretariat and SDG TWGs to facilitate the coordination of SDG implementation in their day-to-day activities. Additionally, the SDG Secretariat has supported 15 district LGs in conducting local voluntary reviews, thereby reinforcing the significance of the SDGs at the local level. The Parliamentary Forum for SDGs supports the mobilisation and engagement of Members of Parliament in SDG localisation. Currently, this forum is composed of over 50% of the Members of Parliament and has been implementing local transformative initiatives such as tree planting and mobilisation of the electorates. Together with development partners and CSOs, as part of efforts to improve advocacy for the Agenda at the local level, the UN collaborated with the Government and the National NGO Forum to translate the SDGs into 13 widely-spoken local languages including Luganda, Runyoro/Rutooro, Runyankore/Rukiga, Ateso, Luo, Ngakarimojong, Kiswahili, Lumasaaba, Lusoga, Lugbarati, Madi, Pokot, and Acholi.

.....
I propose that we enhance inter ministerial collaboration, streamline coordination structures, and establish clear accountability mechanisms. Additionally, developing multi-sectoral action plans, setting clear targets and indicators, and fostering a culture of transparency and accountability will be essential. Finally, engaging with local governments, civil society organisations, and private sector actors in the planning and implementation of SDG initiatives can improve service delivery, enhance efficiency, and ensure sustainable development outcomes.

A male respondent from academia in Kampala district.
.....

3.5 ANNUAL SDG CONFERENCES

In 2022, the Government adopted the SDG Conference as an annual platform that brings together both state and non-state actors to reflect on the implementation of SDGs, drawing on challenges and opportunities for acceleration. These conferences are usually preceded by regional SDG forums, an approach that was aimed at ensuring the engagement and participation of local government leaders and other stakeholders to share their views on the implementation of SDGs in Uganda. A means of SDG popularisation and mutual accountability among stakeholders and the Government, the platform is being used to expedite follow-up, review, and validation of progress made on the SDGs and the African Union Agenda 2063. In the medium term, the conference will be used as a vehicle for reviewing LG performance and strengthening service delivery at community level. The two conferences (2022 and 2023) have generated consensus between government and development partners that there is need to strengthen actions that will accelerate the flagship program of the Parish Development Model which is a promising strategy for reducing vulnerability and driving inclusiveness at the local level.

Other core issues include the need to consolidate gains and opportunities for SDG5 (Gender Equality) in areas such as promoting women's leadership, eliminating gender-based violence, and ensuring equal access to education and economic opportunities; (ii) data and statistics play a crucial role in iden-



Panel discussion on Leave No One Behind through the localization of SDGs and partnerships during the second SDG Conference in June 2023 © OPM

tifying vulnerable groups, monitoring progress, and designing targeted interventions and the resultant UN Joint Program on data and statistics and (iii) harnessing multiple sources of financing for the SDGs like carbon trade, diaspora bonds should be established, as the current funding is limited. The upcoming third SDG conference scheduled for June 19-20, 2024, will focus on strengthening service delivery mechanisms and accelerating local actions to implement SDG commitments. This year's conference targets to mobilise all local government leaders and development partners on Uganda's mid term progress on SDG implementation, performance of local governments and implementation of the parish Development Model.

3.6 THE SDG JOINT INITIATIVE

In June 2022, 23 officers (delegates) selected from 19 organizations participated in a course intended to accelerate the implementation of SDG in Uganda organized by the Danida Fellowship Centre. The Course empowered the delegates to critically reflect on the status of SDG implementation in Uganda. As an outcome of the training, the delegates (now SDG champions) identified limited awareness and weak localization as the main barriers to the implementation of the SDGs. The champions in partnership with the Uganda national NGO Forum and the SDG Secretariat developed a joint initiative to engage all the stakeholders especially at a local level with citizens at the center. In this Joint Initiative, several activities were implemented including training for the SDG Champions on SDGs, training media personalities on the SDGs, regional SDG festivals in four (Mbarara City, Jinja City, Mubende, District and Lira city) regions across the country and the national SDGs festival. The Initiative created platforms for dialogue among

.....

Improve the ability to get resources to properly fund SDG-related projects by investing in building the skills of those involved in implementation, addressing underlying inequalities, incorporating climate change adaptation measures, raising education and awareness about the SDGs, encouraging community participation in decision-making, ensuring policy integration across sectors, involving the private sector in sustainable development efforts, and strengthening ways to track progress and hold people accountable.

A male respondent from civil society in Lira City.

.....

various stakeholders and popularize and localize the SDGs. The interface between local leaders with the communities provided opportunities for accountability and consensus on the key issues that leaders must focus on.

The different events generated discussions whose outputs fed into the Annual National SDG Conference platforms and processes like the Voluntary National Review and the High-Level Political Forum in July 2023. Furthermore, the Joint Initiative created awareness and promoted the localization and ownership of SDGs especially for leaders in Local Governments and community levels. The activities promoted collaboration and cohesion between different stakeholder groups to generate trust and enrich the process of localization, implementation, and synergizing for the Agenda 2030 in Uganda.

3.7 MONITORING AND REPORTING

Through a strengthened SDG coordination framework, the Government has integrated SDG indicators into the National Standard Indicator and NDP III results framework through the SDG Data Technical Working Group. Under the leadership of the Uganda Bureau of Statistics (UBOS), the Data Technical Working Group has continuously reviewed and updated the SDG indicator matrix and developed SDG meta data to facilitate understanding of methodologies and enhanced data production for SDGs. As such, the number of indicators with data points has increased from 41 in 2020 during the second VNR to the current 127. This data has been key in informing annual progress reviews

(progress report 2021/2022, midterm review 2023), development of the VNR reports, voluntary local reviews for local governments and thematic dialogues targeting different stakeholders.

3.8 GOVERNMENT COLLABORATION WITH DEVELOPMENT PARTNERS AND OTHER ACTORS

The Government recognises the importance of partnership and collaboration. As such, it has collaborated with various non-state actors for a long time, including the Inter-Religious Council of Uganda (IRCU), the UN, NGOs, the private sector, CSOs, academia, and the youth.

Through its presence, the IRCU supports the Government in implementing humanitarian actions and social services, building peace in conflict and tension-affected areas. The Inter-Religious Council of Uganda (IRCU) is an indigenous, national faith-based organization that unites efforts of religious institutions to jointly address issues of common concern. IRCU is constituted by the Roman Catholic Church, the Church of the Province of Uganda, the Uganda Orthodox Church, the Uganda Muslim Supreme Council, the Seventh-day Adventist Uganda Union, the Born-Again Faith in Uganda and the National Alliance of Pentecostal and Evangelical Churches in Uganda. The IRCU has not only collaborated with the Government in socio-economic development by supporting key sectors of education and health but has also been at the helm of SDG localisation through mindset change and community mobilisation to participate and benefit from Government programmes. In recent years, religious and cultural institutions and leaders have increasingly demonstrated their commitment to gender equality and reducing gender-based violence (GBV) and other harmful practices.



Religious leaders delivering a joint statement at the second SDG Conference in June 2023 © OPM

Non-governmental organisations and CSOs play a crucial role in driving sustainable development initiatives and fostering inclusive growth in Uganda. These organisations have supported the Government in tackling various social, economic, and environmental issues by implementing innovative approaches, forging strategic collaborations, and mobilising grassroots efforts. Some of these exemplary NGO initiatives are making significant contributions towards achieving sustainable development in Uganda. The NGOs and CSOs continue to support and work through various consortia and coalitions such as the CSOs SDG Coalition for SDGs, Uganda Gender Consortium on SDGs, #TondekaMabega: 'Leave No One Behind' Citizen Dialogues, Village Budget Club (VBC) model for social accountability, Youth Coalition for SDGs, and Advocacy for Clean Water, Quality Education, Environmental Protection, all of which are in line with the Principle of LNOB.

The United Nations continues to provide overarching support and collaboration with the Government through the UNSDCF. The UNSDCF 2021-2025 is aligned to the Uganda Vision 2040 and the NDP III programmatic approach through which all the UN Agencies align their interventions across the 17 SDGs. On SDG coordination mechanisms, the UN system has jointly provided support to the establishment and functionality of the national SDG Secretariat at the OPM, whose main mandate is to provide technical support towards the full implementation of the coordination framework and the SDG roadmap. This has mainly been through funding activities and direct technical support. The UN also has supported several evidence-based policy and legal processes throughout this half-way journey, ensuring they incorporate the principles and dimensions underpinning the 2030 Agenda. With UN support, Uganda was one of the first countries to prepare a development finance assessment (DFA) in 2019. The DFA reviewed the development finance architecture and served as a building block for the implementation of the Integrated National Financing Framework. The UN has supported the Government in strengthening development cooperation through outreach engagements with the Government and other stakeholders, providing technical advisory services, and reviving the national partnership forum. The UN has supported the Government in strengthening the coordination, partnership, and capacity of the national statistical system to generate timely and quality data and statistics for evidence-based decision-making. In an effort to promote system coherence and reduce duplication

of efforts, the UN collaborated with the Government to develop a joint programme for data and statistics. The US\$ 42 million joint programme, which 12 agencies are implementing, is one of the implementation mechanisms of the UNSDCF for Uganda 2021-2025.

SDG private sector platform

Cognisant of the critical role of the private sector in implementation of the SDG Agenda, in 2021, the Government launched a national platform to mobilize the domestic private sector to support implementation of the SDGs by providing a holistic mechanism for continuous support and guidance to facilitate its effective contribution to the SDGs and national development aspirations. The platform addresses several interrelated areas that have been recognized as the critical enablers for the private sector to effectively engage in SDG implementation, with four mutually complementary objectives; (i) to facilitate a continued dialogue between the private sector and the other relevant stakeholders including the Government, UN agencies, NGOs, academia and others, (ii) improve access to relevant global, regional and national knowledge and expertise for innovation and experimentation and promote global and regional knowledge sharing and peer-to-peer learning, South-South and triangular cooperation, to design and implement productive SDG-responsive models and processes, (iii) deliver technical assistance, business development services and financial support to enable businesses to develop and pilot such models and take the successful pilots to scale (iv) pioneer a centre of excellence model for design and implementation of effective methods of private sector participation in the SDGs based on strong national ownership for forging an effective partnership with the private sector to achieve the SDGs.

Therefore, it is envisaged that this will continue to build a business case for the private sector to adopt the SDGs as a blueprint for doing business. Companies will use the SDGs as an overarching framework to shape, steer, communicate and report their strategies, goals and activities, allowing them to capitalize on a range of benefits² such as:

- **Identifying current and future business opportunities.** The SDGs aim to redirect global public and private investment flows towards the challenges they represent. In doing so they define growing markets for companies that can deliver innovative solutions and transformative change.
- **Enhancing the value of corporate sustainability.** Whilst the business case for corporate sustainability is already well established, the SDGs may for example strengthen the economic incentives for companies to use resources more efficiently, or to switch to more sustainable alternatives, as externalities become increasingly internalized.
- **Strengthening stakeholder relations and keeping the pace with policy developments.** The SDGs reflect stakeholder expectations as well as future policy direction at the international, national and regional levels. Companies that align their priorities with the SDGs can strengthen engagement of customers, employees and other stakeholders, and those that don't are likely to be exposed to growing legal and reputational risks.
- **Stabilizing societies and markets.** Business cannot succeed in societies that fail. Investing in the achievement of the SDGs supports pillars of business success, including the existence of rules-based markets, transparent financial systems, and non-corrupt and well-governed institutions.
- **Using a common language and shared purpose.** The SDGs define a common framework of action and language that will help companies communicate more consistently and effectively with stakeholders about their impact and performance. The goals will help bring together synergistic partners to address the world's most urgent societal challenges.

3.9 STATUS ON THE IMPLEMENTATION OF VNR 2020 RECOMMENDED ACTIONS

At the 2020 HLPF, the Government pledged to implement specific actions on the following overarching themes: enhancing partnerships, coordination, and collaboration; deepening the localization and popularization of the SDG agenda; fostering a leadership culture for the SDG agenda at all levels; encouraging SDG-focused innovation among all Ugandans, particularly the youth; concentrating on financing for SDGs—leveraging Uganda's potential; and bolstering technology and information systems in SDG reporting as suggestions for enhanced SDG implementation.

2 SDG Compass Guide, https://sdgcompass.org/wp-content/uploads/2015/12/019104_SDG_Compass_Guide_2015.pdf

PROGRESS ON THE VNR 2020 RECOMMENDATIONS

Stronger partnerships, coordination, and collaboration: Research and case studies on the SDGs have been strengthened, as well as popularisation activities of SDGs. The Government has partnered with Uganda NGO Forum and SDG champions to implement an SDG Joint Initiative across the Country. Working and supporting various group and coalitions of young people to participate in SDG implementation and advocacy activities. The partnerships with Inter-Religious Council of Uganda, the United Nations, the academia and private sector is a demonstration of Uganda's resolve to accelerate and achieve SDGs by 2030.

Building a leadership culture for SDGs at all Levels: Under this theme, the Government committed to building strong leadership for the SDGs front runners in all local agencies and stakeholders. There has been strengthened orientation and training of different officers at both national and local government levels. This has been through strengthening the five technical working groups within which most Ministries, Departments and Agencies and engaged, thematic dialogues on cross cutting issues like gender, climate change, human rights and data for groups left behind like the ethnic minorities.

Deeper localization and popularization of the SDGs: Under this thematic area, the government has Identified SDG focal persons and agencies at all levels including local governments ; identified jointly implemented an SDG joint initiative and promoted other initiatives for each SDGs working with thematic Ministries, Departments and Agencies.; Government has strengthened collaboration with civil society actors across the country and the Inter-religious Council of Uganda to innovate and popularize SDG through various activities like tree planting among others.

Promoting SDG-focused innovation by all citizens, especially young people. The government has promoted SDG-focused innovation across the population. This is through science, technology and innovations funds and grants under various Ministries, Departments and Agencies, development partners and private sector. Government has also customized and implemented interventions using a programmatic approach under NDPIII which has accelerated outreaches, proper targeting of interventions. The government continues her commitments to create employment opportunities for scientists and innovators through initiatives such as the incubator programme and the presidential skilling hubs.

Focusing on financing for the SDGs – harnessing Uganda's potential: Under this recommendation, the government has; prioritized discussions on mobilizing financing for SDGs. There has been continuous alignment of the budget allocations and development plans with SDG priorities, diversifying funding sources, and unlocking new innovative financing models and mechanisms to enhance financial resilience and resource availability. The government has continued to identify and explore options for creating synergies among the various SDGs to leverage available resources and capacities; leverage innovations in technology and digitalization; foster partnerships and international cooperation, especially regional and South-South triangular cooperation; build resilience of the economy to various shocks including climate change; and strengthen institutional and human capacity for effective service delivery.


Strengthening technology and information systems in SDG implementation: In the area of strengthening technology and information systems, the government more timely and relevant data to achieve the SDGs. The government in partnership with development partners has developed the third a Plan for National Statistical Development (PNSDIII) which is an overarching framework that guides production, analysis and usage of data and statistics across MDAs and local governments; development of the citizen generated data toolkit that guides adoptability and usage of none state actors' data has been a key achievement in recognising and considering citizen data as a key component of SDG data. The SDG data technical working group has been proactive in am reviewing the SDG indicator matrix, development of the SDG metadata handbook all which have resulted into increasing the indicators with data points from 92 (2020) to currently 127.

.....
I envision a Ugandan future in 2030 in which households are free of violence, have access to food, health care, quality education, clean environments, freedoms of expression, and associations with equal opportunities for all, regardless of gender, status, ethnicity, age, or sex.

A female PWD and from a civil society in Otuke.
.....

CHAPTER 4

PROGRESS ON THE IMPLEMENTATION OF THE SDGS



■ End Poverty in All Its Forms Everywhere	14
■ Zero Hunger	17
■ Good Health and Well-being	20
■ Ensure Inclusive and Equitable Quality Education and Promote Lifelong Learning Opportunities for All	23
■ Gender Equality and Empowerment of all Women and Girls	26
■ Ensure Availability and Sustainable Management of Water and Sanitation for All	30
■ Ensure Access to Affordable, Reliable, Sustainable and Modern Energy for All	33
■ Promote Sustained, Inclusive and Sustainable Economic Growth, Full and Productive Employment and Decent Work for All	35
■ Industry, Innovation, and Infrastructure	38
■ Reduce Inequalities Within and Among Countries	41
■ Sustainable Cities and Communities	43
■ Responsible Consumption and Production	46
■ Take Urgent Action to Combat Climate Change and Its Impacts	48
■ Life Below Water	51
■ Life On Land	53
■ Peace, Justice, and Strong Institutions	55
■ Partnerships for the Goals	59



End Poverty in All Its Forms Everywhere

Situation

Uganda has made progress in reducing the proportion of the population living in monetary and multi-dimensional poverty. The incidence of monetary poverty (all ages) declined from 21.3% in 2016/17 to 20.3% in 2019/20 (see Table 1 and Figure 4). Monetary poverty is more severe and persistent in rural areas (23.4%), accounting for 85% of the poor population, than in urban areas (11.7%). Poverty has also been on the increase in urban areas due to rural-urban migration. There is also a significant spatial distribution of monetary poverty across sub-regions, with the Acholi sub-region registering the highest poverty rates (67.7%) compared to Kampala, which had the lowest poverty rates (1.6%) in 2019/20.



Tea Plantation in South Western Uganda. © Mathias Mugisha

TABLE 1: POVERTY MEASURES BETWEEN 2016/17-2019/20

POVERTY MEASURE	2016/17	2019/20	CHANGE
Monetary Poverty (All ages) ³	21.4	20.3	-1.1
Urban	9.5	11.7	2.2
Rural	25.2	23.4	-1.8
Sub-region with the highest poverty (Acholi)	34.6	67.7	33.1
Sub-region with lowest poverty (Kampala)	2.6	1.6	-1
POVERTY MEASURE	2022	2024	CHANGE
Multidimensional Poverty (All ages) ⁴	44.3	42.1	-2.2
Urban	14.1	19.7	5.6
Rural	54.0	50.2	-3.8
Sub-region with highest poverty (Karamoja)	86.7	84.9	-1.8
Sub-region with the lowest poverty (Kampala)	2.7	0.4	-2.3

Sources: (UBOS, Uganda National Household Survey (UNHS) 2019/20), (UBOS, Multidimensional Poverty Index 2022), (UNICEF, 2024)

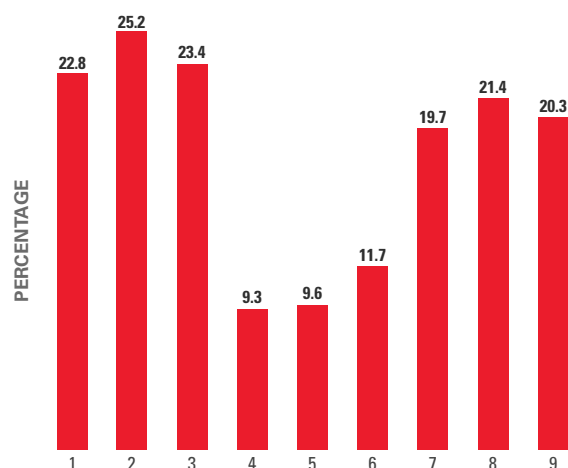
The small area estimation of poverty⁵ in the Poverty Status Report 2021 by Ministry of Finance, Planning and Economic Development (MoFPED) shows that within sub-regions and districts, there are variations in the poverty rate (MoFPED, 2021) and targeted interventions at the lowest administrative units can tackle unique drivers of poverty and lead to shared prosperity in the spirit of LNOB. The figure below shows the rural and urban distribution of poverty as well as the national trends.

³ Multi-dimensional poverty is a poverty measure that reflects the multiple deprivations that poor people face in the areas of education, health, and living standards.

⁴ Monetary poverty is a lack of income or a lack of consumption-expenditure.

⁵ The Uganda Bureau of Statistics uses small area estimation methodology to generate poverty data at the sub-national level, to guide micro planning.

FIGURE 4: RURAL, URBAN AND NATIONAL HEADCOUNT POVERTY PERCENTAGES (2012/13-2019/20)



Source: Uganda National Household Survey (UBOS 2012/13, 2016/17 and 2019/20)

Similar trends over the corresponding period are observed with higher poverty lines, with 12.3 million people (30.1%) estimated to be living below US \$ 1.77 per person per day in 2019/20. Rural and urban poverty stood at 33.8% and 19.8% respectively. Poverty stood at 41% using the international poverty line of US\$1.90 per person per day in 2019.

Although multidimensional poverty (those facing multiple deprivations) for all ages declined from 44.3% in 2016/17 to 42.1% in 2019/20, the value was still high (see Table 1). This means that there are challenges in providing critical services to poor and vulnerable households, including education and health. Multidimensional poverty was higher in rural areas (54%) compared to urban areas (14.1%) in 2019/2020.

Key Ongoing Initiatives to achieve the Goal

Uganda's policy framework for poverty reduction consists of laws, regulations, and programmes that target the root causes of poverty and increase access to resources and opportunities for all.

Accelerating the implementation of the Parish Development Model (PDM): The Government of Uganda is committed to creating wealth and jobs by moving 39% of the households in the subsistence economy, who are the most poverty-stricken, into the money economy by 2030. This will be achieved through the PDM, which aims to accelerate socio-economic transformation at the grassroots level. The PDM strategy works with both the state and non-state actors in a participatory manner to organise, harmonise, register feedback, and deliver public and private sector inter-

ventions at the lowest administrative unit in Uganda, called the parish, to achieve the following objectives: i) Household food security ii) Job creation iii) Wealth creation. This will be achieved through seven inter-dependent pillars: i) Production, storage, value addition, processing, and marketing; ii) Infrastructure and economic services; iii) Financial inclusion; iv) Social services; V) Mindset change and crosscutting issues; vi) Parish Development Management Information System and vii) Governance and administration.

As such, each parish in the country (10,594 in total) will be the growth and service delivery unit. The PDM aims to increase incomes, improve quality of life, and eradicate poverty at the household level through the modernisation of agriculture, value addition, industrialisation, improved service delivery, and the use of modern communication.

Social Protection: Uganda has established a social protection policy framework, which is important for inclusive growth and sustainable development and is strongly associated with SDG 1 (no poverty), SDG 2 (zero hunger), SDG 3 (good health and well-being), SDG 4 (quality education), SDG 5 (gender equality), SDG 8 (decent work), and SDG 10 (reduced inequality). The Government is finalising a National Social Protection Strategy that uses a life cycle approach to guide its efforts in expanding social protection to the poor and vulnerable, aligned with Uganda's Vision 2040 and the NDP III.

Uganda's main contributory scheme is the National Social Security Fund (NSSF). Other smaller voluntary schemes licensed by the Uganda Retirement Benefits Regulatory Authority (URBRA) largely target informal workers. In addition, there is also a public pension scheme, the Public Service Pension Scheme, which covers public servants. However, these schemes' active membership accounts for a small share of the labour force, covering about 12% of the working-age population.

In addition to the above, the Government has initiated and scaled up programmes to improve access to social services and expand employment opportunities to specific marginalised groups. Programmes such as the Youth Livelihood Programme target increasing incomes by generating opportunities for the youths, and the Uganda Women Entrepreneurship Programme aims to enhance productive activities for women. There is also a national special grant for PWDs. These programmes provide start-up capital for vulnerable groups. The Government also provides social assistance grants to empower the elderly.

Other Government initiatives to reduce poverty include boosting investments in the agriculture sector through the Agriculture Credit Facility, promotion of rural development (such as a whole range of rural infrastructure development across the various sectors), provision of low-interest financing through the Uganda Development Bank for Small and Medium Enterprises, and support to specialized categories of small businesses through the Uganda Microfinance Support Centre (such as Emyooga). In addition, the Government is strengthening efforts to deepen the decentralisation of service delivery to improve people's quality of life.

Key Areas of Attention and Next Steps

As the Government endeavours to alleviate poverty among its populace through a range of initiatives, it still encounters obstacles of increasing population growth, coupled with rural-urban migration, amidst an unmatched increase in resources and economic growth. Climate change and related stocks such as prolonged droughts, heavy rains, and flooding disrupt agricultural productivity, yet the majority of the poor populace largely rely on subsistence agriculture for their livelihoods.

Furthermore, the impact of the coronavirus disease 2019 (COVID-19) led to a reversal in progress towards reducing poverty, especially in rural areas. During the pandemic, there was a notable increase in poverty rates in rural areas, with a significant variation of 6.3 percentage points compared to the pre-COVID-19 period. Finally, there is limited fiscal space for Government poverty reduction efforts. The recent global shocks severely affected Uganda's macro economy, which led to a global recession and a reduction in development funding, negatively impacting the fiscal space for poverty reduction interventions.

The Government will continue to;

- Invest in accelerated human capital development and continue to invest in the education of the young population while also focusing on the quality and relevance of education. Significant allocations towards advancing human capital, including services like healthcare and education, are imperative to addressing the needs of the rapidly growing demographic, particularly the youth, who comprise over 78% of the population.
- Invest in the PDM to meet its objective of integrating 39% of the population in subsistence agriculture into the money economy.

- **Expand social protection programmes** to cover more vulnerable households and people and increase the amount of funds given to beneficiaries.
- **Widen and deepen regional focus on poverty interventions** with a particular focus on localised programmes at the grassroots. These programmes have demonstrated their potential to significantly improve livelihoods and reduce poverty by fostering community-driven development approaches, promoting positive behavioural changes, and enhancing community cohesion.



.....

The strategies implored by the government to fight poverty are good. The government has consistently implemented strategies to provide financial access to individuals, groups, and communities, including the Youth Livelihood programme (YLP), Uganda Women Entrepreneurs (UWEP), and the Parish Development Model (PDM). However, the challenge lies in the still-poor monitoring and evaluation tools, which require revision due to operational inefficiencies.

A female respondent from civil society in Kabale

.....



Zero Hunger

Situation

The Government is making efforts to reduce hunger, achieve food security and improve nutrition, as well as promote sustainable agriculture to enable people to have a quality life and increase productivity. However, more effort will be invested to attain the national and SDG targets. The mean dietary energy consumption (DEC) slightly increased from 2,226 kilocalories (kcal) in 2016 to 2,393 kcal/person/day in 2019, representing a rise in caloric intake. However, the proportion of food-poor persons in Uganda increased by 2% from 37% to 39% between 2016 and 2019 (UBOS, 2021). Overall, the prevalence of undernourishment is observed to be highest among the poorest compared to the wealthiest of the population who can meet the required dietary intake.

The proportion of the adult population suffering from moderate or severe food insecurity increased over the recent medium term, from 66.3% in 2015 to 75.9% in 2017, then declined from 74.5% to 72.9% in 2018 and 2019, and finally increased from 72.5% in 2020 to 74.2% in 2021. On the other hand, the proportion of the adult population suffering from severe food insecurity followed the same fluctuating trend, increasing from 19.2% in 2015 to 24.5% in 2017, then decreasing to 23.3% in 2019, and further increasing to 24.9% in 2021 (see Figure 5). The COVID-19 effects disrupted farming activities, resulting in more food-poor households.

The nutritional status of children in Uganda under five years has been improving over the years. The prevalence of stunting in children under five years of age reduced from 45% in 2000 to 38% in 2006, then to 33% in 2011, further declining to 29% in 2016 and finally to 24% in 2022 (see Figure 6). However, inequalities in prevalence remain, with the boy child more likely to be stunted (30%) than the girl child (23%); three in every ten children between 24-35 months were stunted (33%), while the lowest prevalence was 15% among children 6-11 months.



Assessing Uganda's progress on SDG 2, "Zero Hunger," involves examining factors such as food security, agricultural productivity, nutrition, and access to safe and nutritious food. Uganda faces challenges related to food insecurity, including fluctuations in agricultural production, limited access to inputs and markets, and vulnerability to climate change. Efforts to address these challenges include promoting sustainable agriculture, improving rural infrastructure, enhancing market access for smallholder farmers, and implementing nutrition programs. However, achieving zero hunger requires sustained commitment, investment, and collaboration across sectors to ensure food security and improve nutritional outcomes for all Ugandans.

A female respondent from academia in Bushenyi

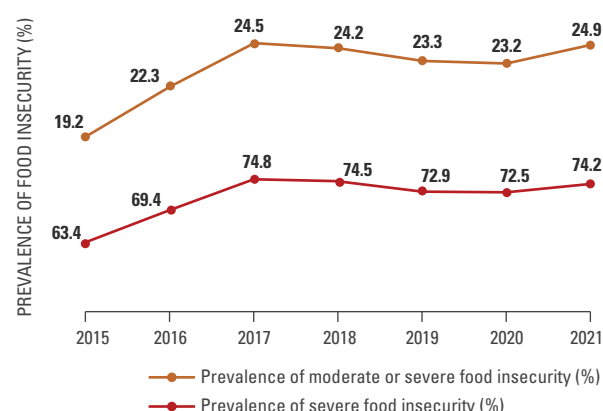
While underweight in children is still a huge concern, the percentage of children 0-59 months of age classified as underweight declined to 11% in 2021 from 14% in 2011. Conversely, there was an increase in child overweight from 3% in 2011 to 4% in 2021. Though the prevalence of child overweight is not a critical public health issue at the national level, the slight increase is a signal that it could escalate if unchecked (UBOS, 2022a). The increase in child overweight could be attributed largely to dietary practices, including regular eating of high-calorie foods such as fast foods and limited physical exercise.

Regarding the prevalence of anaemia, a condition caused by nutritional deficiency that mainly affects women and children, about one in three (33%) women aged 15-49 years have some degree of anaemia. The proportion of pregnant women aged 15-49 years with anaemia decreased from 64.4% in 2006 to 30.6% in 2011 and later increased to 39.2% in 2016 (MOH 2020). Relatedly, the proportion of non-pregnant women aged 15-49 years with anaemia followed a similar trend, decreasing from 43.1% in 2006 to 20.3% in 2011 and later increasing to 29.9% in 2016 (the Government, 2020). Results further show that pregnant and breastfeeding women, as reported at 38% and 34% respectively, were more likely to be anaemic than women who were neither pregnant nor breastfeeding (30%), (the Government, 2020).

To improve the nutritional status and well-being of the population, agricultural production has to be boosted to ensure food security and eliminate hunger. However, agriculture consistently received a lower share in development flows than its gross domestic product (GDP) contribution. The share of agriculture value added to total GDP has fluctuated between 23.4% to 32.2% from 2012 to 2021. The trend declined from 32.2% in 2012 to 20.9% in 2014, then increased to 24.2% in 2016, declined to 23.6% in 2019, thereafter increased to 24.8% in 2020 and recently declined to 23.4% in 2021 (see Figure 7).

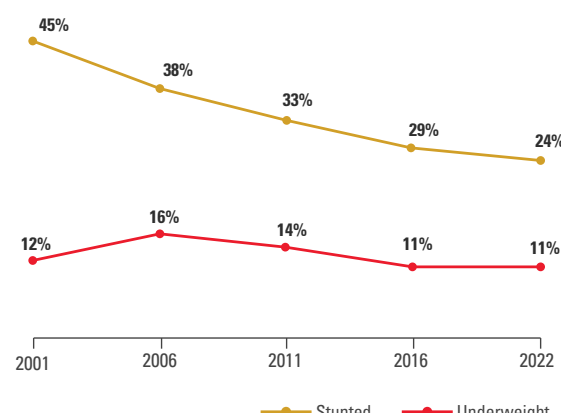
The share of development flows devoted to the agriculture sector dropped from 4.1% in 2017 to 3.1% in 2019 and 3.8% in 2021. This could be attributed to the COVID-19 pandemic in 2020 when donors slightly decreased their total overseas development budgets. National budget allocation to the agriculture sector has also stagnated by, on average, 4% over the past decade.

FIGURE 5: PROPORTION OF THE ADULT POPULATION SUFFERING FROM MODERATE OR SEVERE FOOD INSECURITY



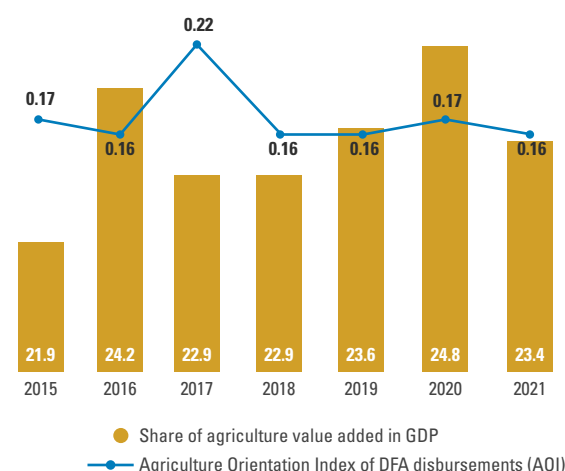
Source: FAO, IFAD, UNICEF, WFP and WHO, 2023

FIGURE 6: PREVALENCE OF STUNTING AMONG CHILDREN UNDER FIVE YEARS OF AGE



Source: Uganda Demographic and Health Survey, 2001- 2022

FIGURE 7: AGRICULTURE VALUE-ADDED SHARE TO GDP AND AGRICULTURE ORIENTATION INDEX (AOI)



Source: UBOS Statistical Abstract, 2022

Key Ongoing Initiatives to Achieve the Goal

The Government of Uganda will focus on the following to achieve the goal: **ensure a conducive and comprehensive legal and policy framework for the implementation of sustainable food security interventions.** The Constitution of the Republic of Uganda (1995) mandates the state to take appropriate steps to achieve food and nutrition security, improve household incomes, enhance sustainable agricultural productivity, and promote domestic and international trade. Some of the legal and policy regimes include the National Nutritional Action Plan; the Uganda Food and Nutrition Policy; the National Agricultural Policy (2013); the National Adaptation Plan for Agriculture (2015); the National Organic Agriculture Policy (2019); the Uganda National Fertilizer Policy (2016); the National Irrigation Policy (2017); the Agricultural Extension Services Policy (2016); the National Seed Policy (2014); and the National Fisheries and Aquaculture Policy (2018), among others.

In addition, through **NDP III Agro-Industrialisation Programme**, the Government is implementing numerous interventions to increase agricultural production and productivity, improve post-harvest handling and storage, enhance agro-processing and value addition, increase market access and competitiveness, and strengthen institutional coordination for improved service delivery.

Solar Powered Micro Irrigation Scheme: Under the Rural Water Supply and Sanitation Department, the Government is implementing a project to supply water to smallholder farmers as a means to boost their agricultural production, with 40 districts across the country set to benefit.

Other Government initiatives to reduce hunger include boosting investments in the agriculture sector, such as the Agricultural Credit Facility, low-interest financing through the Uganda Development Corporation, and deepening decentralisation of service delivery.

Key Areas of Attention and Next Steps

The main challenges in this area include frequent climatic shocks in some regions that continue to limit agricultural productivity and food production, leading to food insecurity; the increasing trend of urbanisation and changing dietary diversity and lifestyles remain risk factors for overweight and obesity; infrastructural, technological, trade, and marketing barriers that negatively affect the production and consumption of nutrient-dense foods; low literacy levels and ignorance among households leading to low utilisation of nutrition-specific and nutrition-sensitive services; and entrenched negative cultural and social norms and economic conditions, which affect feeding practices and lifestyle choices.

The Government will continue to:

- **Increase budget allocations to the agriculture sector;** the African Union's Maputo Declaration of 2003 and Malabo Declaration of 2014 targets of allocating at least 10% to the sector remain key to enhancing the quantity, quality, and sustainability of food production through agro-industrialisation and support for light manufacturing.
- **Encourage the implementation of the PDM** and improve the agricultural sector's production and productivity.
- **Intentionally integrate nutrition and food security** into the development agenda.
- **Continue creating awareness and provide enriched information** to caregivers on nutrition education and behaviour change on proper feeding practices, especially for children, and improving access to nutritious foods for pregnant women, mothers, and children.



Good Health and Well-being

Situation

The Government of Uganda has continuously made substantial investments to improve the health and well-being of citizens. This is evidenced through the measure of impact indicators such as the Maternal Mortality Ratio, Neonatal Mortality Rate, Infant Mortality Rate, Total Fertility Rate, and Adolescent Pregnancy Rate provided in the Health Sector Development Plan and the Health Sector Performance Report. The performance of the indicators is measured every five years using Uganda Demographic and Health Survey (UDHS) data.

The maternal mortality ratio (MMR) ⁶ for the seven years before the 2022 UDHS is estimated at 189 maternal deaths per 100,000 live births compared to 336 in the 2016 UDHS. While this is a steep decline, it remains higher than the global maternal mortality ratio of less than 70 per 100,000 live births by 2030. A similar trend is observed for pregnancy-related mortality ratio (PRMR) ⁷. The estimated PRMR for the seven-year period preceding the 2022 UDHS is 185 deaths per 100,000 live births, compared to 368 in the 2016 UDHS, representing a downward trend in the PRMR since 2001 (see Figure 8).

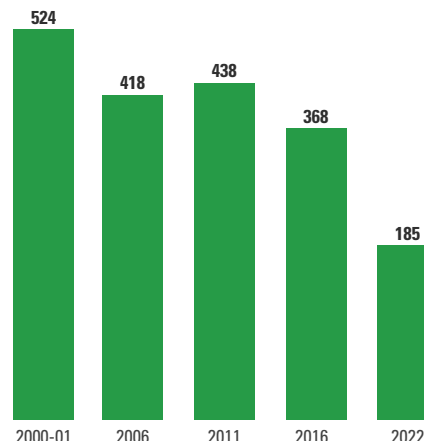
Neonatal mortality has witnessed a decline, dropping from 33 deaths per 1,000 live births in 2000/01 to 22 deaths per 1,000 live births in 2022. Currently, neonatal mortality accounts for 64% of infant deaths and 44% of deaths in children under five. Neonatal mortality is higher for male (27 deaths per 1,000 live births) than female (18 deaths per 1,000 live births) children, and slightly higher for children in rural areas (23 deaths per 1,000 live births) than for children in urban areas (22 deaths per 1,000 live births).

The **under-five and infant mortality rates** (see Figure 9) have shown a consistent decrease from 2000/01 (with rates of 151 and 88 deaths per 1,000 live births) to 2022 (where rates have dropped to 52 and 36 deaths per 1,000 live births), indicating a sustained



© OPM

FIGURE 8: TRENDS IN PREGNANCY-RELATED MORTALITY RATIO



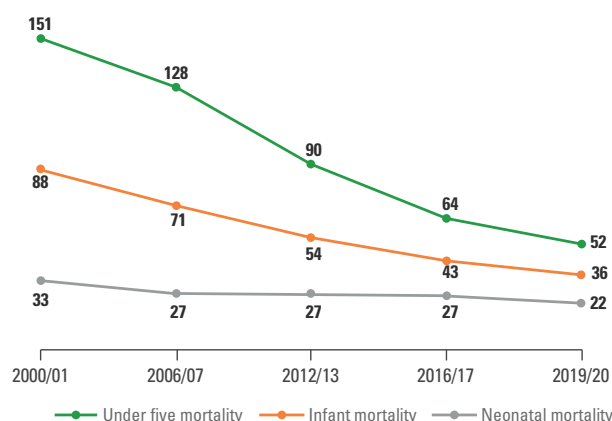
Source: UDHS, 2000-2022

improvement in child survival owing in part to improved vaccination rates. The mortality rate among children under five is greater for males (58 deaths per 1,000 live births) compared to females (47 deaths per 1,000 live births). Additionally, there is a slight elevation in mortality rates for children in rural areas (53 deaths per 1,000 live births) in comparison to those in urban areas (52 deaths per 1,000 live births).

⁶ Considers any deaths that occur during pregnancy or childbirth or within 42 days after the birth or termination of a pregnancy excluding causes of deaths due to accidents or violence.

⁷ Shows deaths during pregnancy or within two months of the end of a pregnancy from any cause including accidents and violence.

FIGURE 9: INFANT MORTALITY PER 1,000 LIVE BIRTHS 2000/01 – 2019/20



Source: Uganda Demographic Health Surveys, 2000- 2020

In 2022, 18.4% of women aged 15-19 experienced a live birth, resulting in an **adolescent birth rate** of 184 per 1,000 women in that age group. This rate represents an increase compared to previous years, surpassing historical rates of 152 in 2006, 134 in 2011, and 132 in 2016.

Tuberculosis (TB) incidence has steadily risen since 2015 and peaked in 2019 before subsiding in 2020 to only 142 per 100,000 population. This, in part, could be attributed to an improved TB case detection rate of 82% in 2019/20 from 78% in 2018/19 but still remains below the Health Sector Development Plan target of 84%. Similarly, the TB treatment success rate reached 78% in 2019/20 from 72% in 2018/19 but is

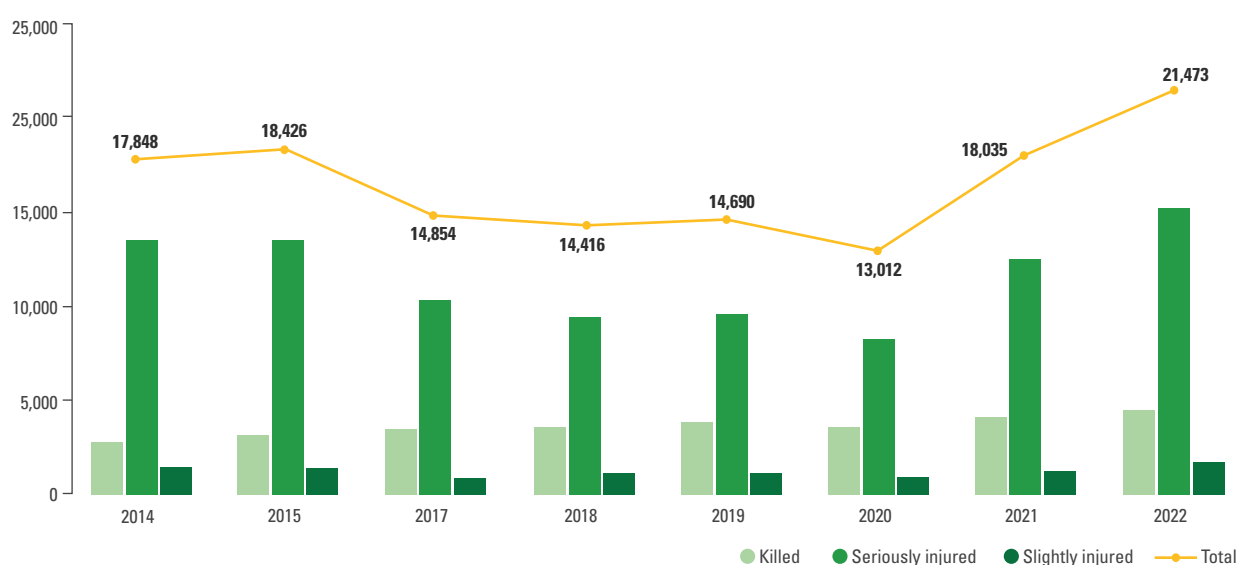
still below the Health Sector Development Plan target of 88% (UBOS, 2022b).

The **malaria incidence per 1,000 people at risk** has reduced at an annualized rate of 6% since 2016, reaching 340 in 2019. However, there is a reversal in the prevalence of hepatitis B surface antigen (HBsAg) [3.3.4] per 100,000, reaching 25 in 2020 from an average of 1 for 2016-19.

The **death rate due to road traffic injuries (proxied by incidence of road accidents)** was 21,473 casualties resulting from road crashes, making a 19% rise compared to the figures in 2021. Specifically, the number of individuals who lost their lives due to road crashes increased by 9%, while those who suffered severe injuries saw a 21% increase. The number of individuals with minor injuries increased by 33%. Over the long term, the total number of road crash casualties increased from 17,848 in 2014 to 21,473, with a significant increase observed since 2020 (see Figure 10).

According to UNHS 2019/20, **health insurance coverage** among persons aged 15 and above is only at 4%, a one percentage point reduction since 2016/17 and far below the national target of 25% and Vision 2040 target of 70%. Urban access is higher than in rural areas owing to higher education and knowledge about insurance. Health insurance remains low, so the out-of-pocket health expenditure for illness protection is 41%, exceeding the national target of 38%.

FIGURE 10: CASUALTIES OF ROAD ACCIDENTS DURING THE PERIOD 2014-2022



Source: Uganda Police Force Annual Crime Reports, 2015-2022⁸

8 The 2016 Crime Report was not published.

Key Ongoing Initiatives to Achieve the Goal

Expansion of capacity to produce a skilled and professional health workforce. This is being done to sustain production, recruitment, retention and regulation of the appropriate numbers and mix of skilled workforce required to meet the primary, secondary, tertiary and quaternary healthcare needs.

Upgrading health infrastructure and equipment is a priority in national and sub-national health facilities, including hospitals. This includes rehabilitation and construction of secondary or tertiary health facilities and equipping them with modern and sustainably-maintained equipment.

Establishment of strong primary and community health services through the development of a mixed community health worker and skilled health workforce as well as a community-based health system supported by a robust digitalised Community Health Information System. This intervention is intended to strengthen prevention measures for health improvement and well-being.

Expansion of access to specialized health care services such as the Uganda Cancer Institute, Uganda Heart Institute, Mulago National Referral Hospital, and other super-specialised hospitals for the provision of services, especially for the management of non-communicable diseases.

To reduce road traffic casualties, the Government is striving to strictly enforce traffic laws, regulations, and capacity-building initiatives for traffic personnel to better address road safety challenges. Alongside this, public campaigns are being undertaken to raise the consciousness of road users on responsible road use.

.....

To advance the 2030 Agenda in Uganda, the government can use a multi-stakeholder approach to scale up the deployment of renewable energy technologies across the country. This could involve partnering with local communities, private sector actors, and development partners to replicate successful models of community-led renewable energy projects in underserved areas, particularly those with limited access to electricity.

A male respondent Mbale city

.....

Key Areas of Attention and Next Steps

Areas of attention will focus on addressing the burden of communicable diseases such as HIV/AIDS, malaria, and tuberculosis. Maternal, neonatal, and nutritional diseases and injuries have remained high. Uganda is also prone to frequent epidemic outbreaks and inadequate numbers of skilled health workers in service (5.9 skilled health workers per 10,000 population). The high population growth, coupled with an increase in life expectancy, comes with new challenges of growing burdens of non-communicable diseases and addressing low budget constraints⁹.

The Government will continue to:

- **Mobilise additional health financing** in accordance with demographic pressure and the rate of economic expansion.
- **Increase access to safe, efficacious, and affordable medicines,** vaccines, and other health technologies through various measures, including establishing a pharmaceutical industrial park in the medium and long term and strengthening regulatory agencies like the National Drug Authority.
- **Strengthen collaboration with private healthcare providers** and institutions to supplement the workforce in referral hospitals. Explore partnerships that allow for the sharing of specialist resources and expertise.
- **Strengthen health research, innovation, and development** by collaboration and networking with medical reference laboratories.
- **Complete the plans for and implement the expansion of health insurance coverage** and social health protection through a mandatory National Health Insurance Scheme for all residents.
- **Allocate resources, both human and financial,** to strengthen regular and reliable health data collection and analysis through the Health Management Information System.

⁹ With per capita expenditure at US\$50.5, this amount is less than the average spending in aspirational peer countries (US\$75.6 per capita) and the recommended US\$86 per capita for low-income countries to provide basic services.



Ensure Inclusive and Equitable Quality Education and Promote Lifelong Learning Opportunities for All

Situation

The Government of Uganda places a lot of importance on education as a mechanism to improve citizens' social and economic transformation, enhance well-being, and facilitate sustainable development and growth. The education sector has one of the largest budget allocations, at 10% of the total budget for 2023/24. However, this is below the target of 20% of the African Union states, under the Dakar commitment to Education for All.

The majority of investment in the education sector in Uganda aims to increase access to quality education so as to have a skilled labour force, a prerequisite for enhanced production and productivity. In addition, Uganda's investment in education aims to promote sports development for citizens' well-being and contribute to the country's socio-economic transformation.

In light of the above, the Government has launched several initiatives aimed at expanding access to quality education and increasing literacy rates by providing a proportionately large budget to education development, including the building of education infrastructure, implementation of universal primary and secondary education, post-primary education and developing new and relevant curricula consistent with national development priorities.

With the introduction of Universal Primary Education (UPE) and Universal Secondary Education (USE), enrolment of both boys and girls in the formal education system has increased. There has also been a registered improvement in learning outcomes. When considering the percentage of children and adolescents who have attained a certain level of proficiency in (i) reading and (ii) math at different educational stages, such as (a) grades 2–3, (b) finishing primary school, and (c) finishing lower secondary school, there has been a clear rise in proficiency levels at the upper primary stage (Primary Six) compared to what was observed in 2014 (see *Figure 11*). However, proficiency levels for both reading and mathematics at the lower primary stage (Primary Three) have declined compared to the levels recorded earlier. Notably,



© OPM

.....

We require a practical education system that integrates research, businesses, and theory into the teaching process. This will help us as a nation to focus on skills, not only knowledge.

Male Civil Servant from central government

.....

females have slightly higher proficiency levels at both the Primary Three and Primary Six levels.

Progress has also been registered at the Primary Seven level, where completion rates reached 67.2% in 2020 compared to 60% in 2017 (see *Figure 12*). The completion rate for females was 72% in 2020, 10% higher than that for males at 62%. However, the completion rates for Senior Four dropped by 5.4 percentage points from 2016, reaching 32.4% in 2020, with the biggest decline amongst males, reaching 32.1% (32.7% for females) compared to 39.6% in 2016 (37.8% for females). The rates are below the SDG 2030 target of a 100% completion rate at both levels.

The data on the proportion of children who are developmentally on track in at least three of the following domains: literacy-numeracy, physical development, social-emotional development, and learning, is only available as far back as 2016, and stood at 62%, with females at 64.6%. The data on the participation rate in organised learning (one year before the official primary entry age) is only available as far back as 2015

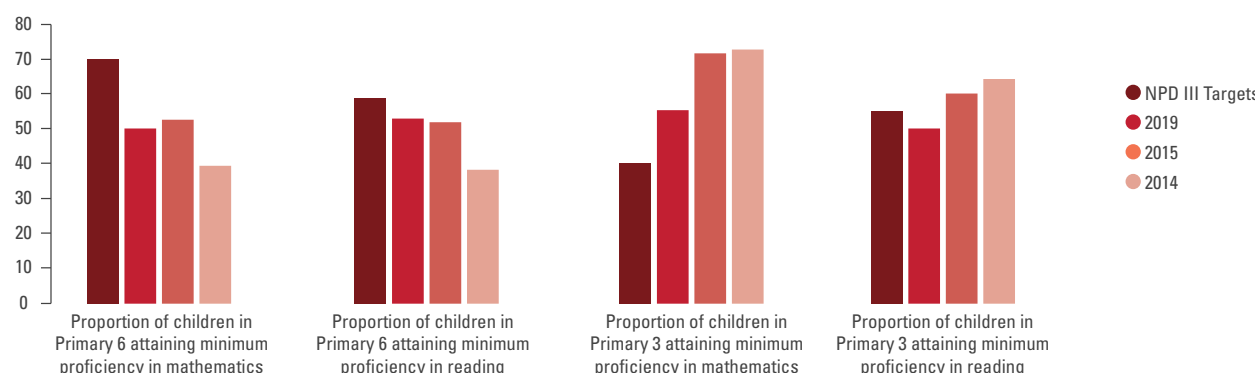
and stood at only 63%. The participation rate in formal and non-formal education and training stood at 15.4% in 2018 (females 15.7% and 15% for males).

There has been a steady decline in the use proportion of youth and adults (15-24 years) with information and communications technology (ICT) skills across several segments. In the year 2020, most users were individuals who utilised computers for copying and transferring files (72%), and the least was a mere 6% of individuals who employed computers for the purpose

of creating computer programmes using specialised programming languages.

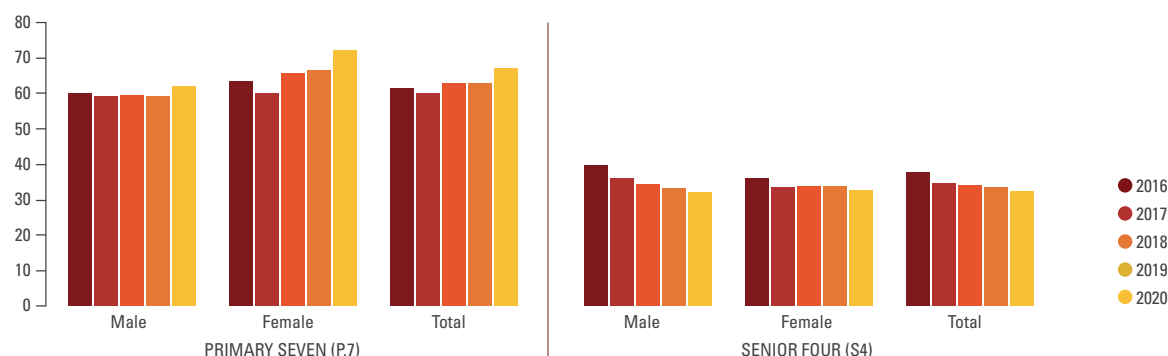
By 2017, most teachers in pre-primary, primary, lower secondary, and upper secondary education had received the minimum organized teacher training, such as pedagogical training, either before starting their job or while working. In addition, more than three-quarters of primary and secondary teachers have the minimum required qualifications (See Table 2).

FIGURE 11: PROFICIENCY IN READING AND MATHEMATICS (LOWER PRIMARY AND UPPER PRIMARY)



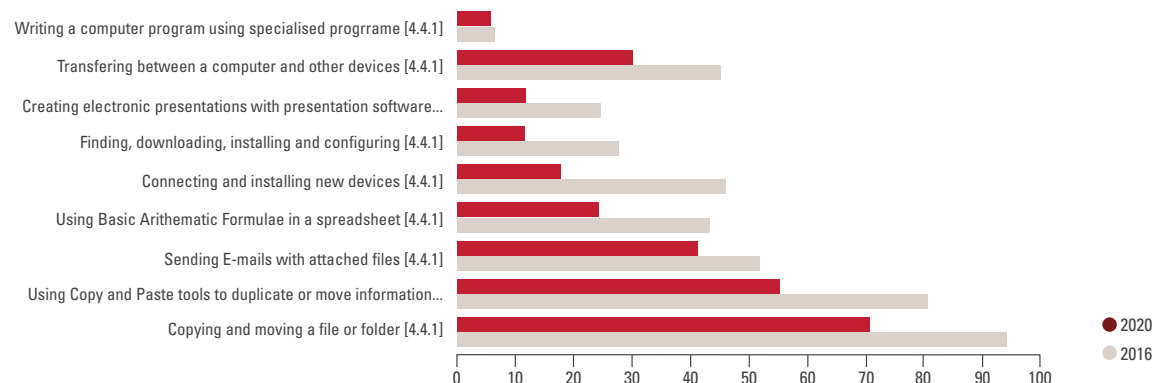
Source: National Assessment of Progress in Education (NAPE), 2020

FIGURE 12: PRIMARY AND SECONDARY SCHOOL COMPLETION RATES



Source: National Assessment of Progress in Education (NAPE), 2020

FIGURE 13: PROPORTION OF 15-24 YEAR OLDS WITH INFORMATION AND COMMUNICATIONS TECHNOLOGY SKILLS



Source: Uganda National Household Survey 2016/2017 and 2019/

TABLE 2: PROPORTION OF TEACHERS WITH THE MINIMUM REQUIRED QUALIFICATIONS

EDUCATION LEVEL	2016	2017
Pre-primary teachers	55.4%	60%
Primary teachers	78.2%	79.6%
Secondary teachers	80.9%	83.5%

Source: Statistical Abstract 2017

Key Ongoing Initiatives to Achieve the Goal

Achieving equitable access to education and training at all levels. The education sector has been and continues to implement the policy of having a Government primary school per parish and a secondary school per sub-county

Achieving equitable access to education and training at all levels. The education sector has been and continues to implement the policy of having a Government primary school per parish and a secondary school per sub-county through grant aiding and construction in a phased manner and establishing technical and vocational institutions per district. In addition, the Government has operationalized various universities and post-primary and post-secondary education institutions to retool and develop skills.

Enhancing the quality and relevancy of education and training at all levels. The Government has made an effort to strengthen the inspection system and approaches by increasing the frequency of inspections of schools and institutions, as well as professionalising and motivating the teaching workforce by developing and implementing a comprehensive teacher policy that elevates the standards in the teaching profession.

Strengthening the legal and policy environment. The Government has and continues to review and amend existing legal frameworks such as policies, laws, and guidelines with the view of eliminating redundancies, overlaps, and the evolving context of the education sector.

Development of physical education and sports outside schooling system. The Government has developed and is implementing an affirmative action policy for persons talented in sports to enhance professionalism and integrity in sports and support the construction, rehabilitation and management of sports facilities throughout the country.

Efficient and effective delivery of education and sports. The Government is upgrading and strengthening the Education Management and Information System (EMIS) to have reliable and timely data to inform policy decision-making and planning. In addition, The Government is increasing the uptake of digitalisation of education service delivery through developing and maintaining systems such as Teacher Effectiveness and Learner Achievement (TELA), E-inspection, Teacher Management Information System (TMIS) and E-learning.

Key Areas of Attention and Next Steps

Despite the Government's deliberate efforts to improve the sector, several challenges persist. These include high dropout rates of 60%, disparities in access that disproportionately affects vulnerable groups, the fact that more females than males lack access to formal education due to socio-economic and cultural factors that disadvantage them, low household expenditure on education partly due to low incomes, and, on the other hand, low attitudes towards education as well as insufficient data on education system metrics to guide proper planning.

The Government will continue to:

- **Mobilise more resources** to increase the budget allocation to the education sector to improve the country's access and quality of education, especially aimed at recovering from drawbacks due to COVID-19.
- **Address the barriers to education for girls** and other vulnerable groups, including allowing pregnant girls back to school and providing menstrual hygiene management materials and facilities.
- **Improve the capabilities of national statistical offices** to gather precise and extensive education data in a timely manner.
- **Integrate digital innovation and technology** into emerging educational priorities to cultivate inventive teaching and learning methods that broaden the reach of online educational materials to every child, particularly those who face various vulnerabilities.
- **Improve compliance with service delivery standards** and coordination with non-state actors such as the private sector, CSOs, the media, development partners, and academia to improve education performance.



Gender Equality and Empowerment of all Women and Girls

Situation

Uganda prioritizes the advancement of gender equality and women’s empowerment to promote the human rights of women and men, girls and boys and as essential for sustainable development. Uganda’s commitment to achieving gender equality is evident through collaboration with different partners on various initiatives, including mainstreaming of gender equality in legal and policy frameworks, gender-responsive budgeting, increased data production, accessibility, and making available quality gender data and statistics, implementation of GBV programmes, and women’s economic empowerment initiative, among other areas. Despite the presence of a robust legal framework, challenges persist in enforcing laws, including protecting women and girls from violence and passage of necessary legal reforms. It is hoped that passage into law of the Sexual Offences Bill would go a long way in addressing some of societal norms and challenges including sexual violence against women and girls.

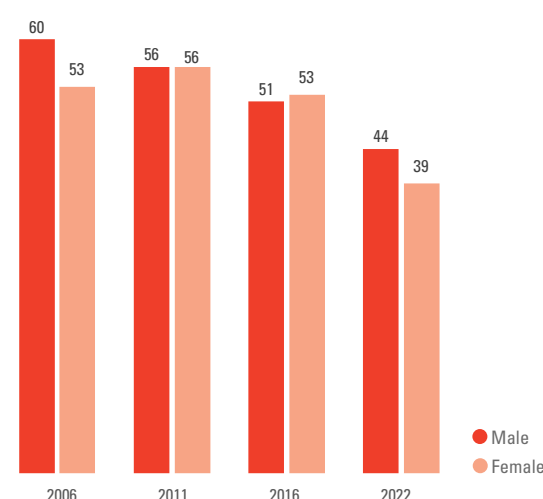
Overall, 48% of women and 40% of men aged 15-49 have experienced either physical or sexual violence.¹⁰ Women’s experience of physical violence since the age of 15 has declined steadily since 2006 – although the percentage who have experienced physical violence in the 12 months preceding the UDHS survey remained relatively unchanged between 2016 and 2022 (22% and 23%, respectively). Women who are currently married (25%) or formerly in a union (23%) are more likely to have experienced recent physical violence compared to those who have never been in a union (13%).

Notably, levels of sexual violence have decreased over the last five years (*see Figure 15*). The proportion of women aged 15-49 who have experienced sexual violence in their lifetime (22% in 2016), with 10.7% having experienced sexual violence in the 12 months preceding the 2022 UDHS survey (13% in 2016). Women’s experience of sexual violence from a current or former intimate partner has also reduced from 16.6% in 2016 to 12.8% in 2022.



© UN Women

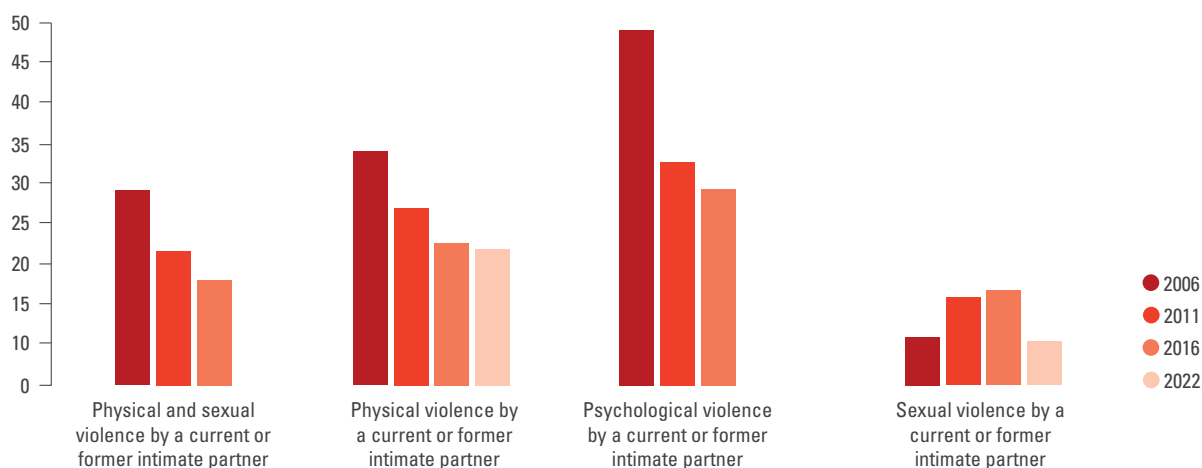
FIGURE 14: TRENDS IN PHYSICAL VIOLENCE



Source: UDHS, 2022

¹⁰ UDHS, 2022

FIGURE 15: THE PROPORTION OF EVER-PARTNERED WOMEN AND GIRLS SUBJECTED TO SOME FORM OF VIOLENCE BY A CURRENT OR FORMER INTIMATE PARTNER



Source: Uganda Demographic Health Survey, 2006-2022

The proportion of girls and women aged 15-49 years who have undergone female genital mutilation (FGM)/cutting reduced from 1.4% in 2011 to 0.3% in 2016 and further to 0.2% in 2022. The gradual decrease in the prevalence of FGM can be attributed, at least in part, to the Prohibition of Female Genital Mutilation Act 2010, which restricts all procedures involving partial or total removal of the external female genitalia for non-therapeutic reasons.

Cultural acceptance of domestic violence has significantly over the last five years, although much more progress is required to eliminate spousal violence. The recently released UDHS established that one in three Ugandans (aged 15-49) currently believe that a man can be justified in beating his wife for specific reasons, down from nearly half of women and over 40% of men in 2016.

Access to justice for survivors of GBV has improved, although much more effort is needed. In 2023, the Police investigated and took to court 26.6% of GBV-related cases¹¹ up from 20.8% in 2022. A total of 4.8% of these cases resulted in a conviction, up from 1.3% in 2022. Survivors of domestic violence are far less likely to access formal justice than victims of sex-related offences, although there have been incremental changes in the percentage of domestic violence cases taken to court (7.7% in 2022 to 10.4% in 2023). Also to note is that 7% of women aged 15-49 years received a diagnosis of depression and anxiety from a doctor, as per the UDHS (2022) Report.

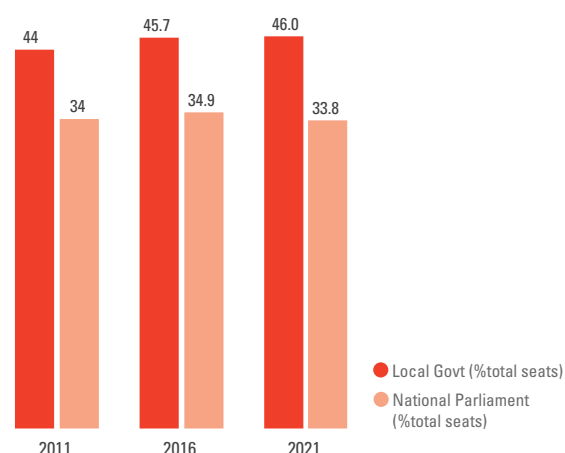
Though child marriage remains a challenge in many communities in Uganda, there has been incremental progress in alleviating the harmful practice. The proportion of women aged 20-24 years who were married or in a union before age 18 reduced from 55% in 2006 to 34% in 2016 but reduced only slightly to 32.8% by 2022, likely an impact of the COVID-19 pandemic. Among 25-49-year-old women, the percentage married before age 18 declined from 53% in 2001 to 43% in 2016 and ultimately to 36% in 2022. However, in 2022, less than 6% of the men in the same age group got married before 18 years.

Cultural and gender norms regarding the distribution of care and domestic work within the household are a primary constraint to women's empowerment. For example, according to a 2019 Time-Use Survey (TUS) [1], men spend more time (5.3 hours) than women (3.4 hours) on productive work, while women spend more time (6.6 hours) than men (5.1 hours) on unpaid work.

While there were several significant appointments of women to senior leadership roles and cabinet positions, the overall ratio of female Members of Parliament (MPs) remained at 34%, and only 16 out of 189 women MPs were elected on open seats. Women candidates still face challenges, including the high cost of campaigns and negative norms surrounding women's leadership- reported by both women candidates and voters during the 2021 cycle. The proportion of seats held by women in local governments (% of total number of seats) increased marginally by two percentage points since 2011, reaching 46% in 2021 (see Figure 16).

¹¹ A total of 29,028 cases of domestic violence, defilement and rape were reported to the Police; charges were brought in 7,709 cases (26.6%); and 1,393 resulted in a conviction (4.8% of cases reported). Reflecting only on the court process, 26.9% of the cases brought to court were disposed of and 18.1% resulted in a conviction – also improvements over 2022. See Uganda Police Force, Annual Police Crime Report 2023

FIGURE 16: PROPORTION OF SEATS HELD BY WOMEN IN THE NATIONAL PARLIAMENT AND LOCAL GOVERNMENT



Source: Uganda Election Administrative Data, 2021

Gender equality in terms of agricultural land ownership and control is still far from being achieved, significantly restricting women's economic empowerment. According to the Ministry of Lands, Housing and Urban Development administrative data, the percentage of women who own land titles in Uganda has increased in the last four financial years from 21.67% in FY 2020/21 to 27.2% in FY 2023/2024. However, only 20% of land in Uganda is titled, and reliable data regarding women's ownership or control of customary land is not available.

Additionally, data continues to show that gender norms impact women's ability to negotiate sexual relationships, contraceptive use, and reproductive health care – with an overall regression in attitudes towards women negotiating safe sexual relationships with husbands. For example, only two-thirds of women (68%) aged 15-49 believe a wife is justified in denying her husband sex if he has other partners (down from 76% in 2016), and only 75% (down from 87%) believe a woman is justified in asking her husband to wear a condom if she knows that he has a sexually transmitted infection.

Key Ongoing Initiatives to Achieve the Goal

Despite commendable efforts, high levels of gender inequality persist across a range of development indicators, with a World Economic Forum Global Gender Gap Index of 0.706 in 2023 – 78th globally. There has been limited progress in economic participation and opportunity, where Uganda ranks 102nd globally – with large gender gaps in labour force participation, income, and percentage of female professionals. Contributing

to these disparities is the persistently high level of violence against women, which was exacerbated during the COVID-19 pandemic and perpetuated by persistent patriarchal gender norms.

Uganda has put in place legal frameworks to promote, enforce, and monitor equality and non-discrimination based on sex. The constitution of Uganda provides in articles 31, 32, 21, and 33 the protection of women's rights in Uganda. There are also several gender-related laws, such as the Domestic Violence Act, 2010; the National Women's Council Act, CAP 318; the Prohibition of Female Genital Mutilation Act, 2010; and the Prevention of Trafficking in Persons Act, 2009. Other relevant legislation include the Penal Code Act (Amendments), CAP 120, the Land Act Amendment 2010, CAP 227, The Equal Opportunities Commission Act 2006, the Employment Act 2006, the Public Finance Management Act 2015, and the Succession Act 2020.

Uganda has strengthened relevant institutions such as the Equal Opportunities Commission and Uganda Human Rights Commission and established new Parliamentary committees, including the Committee on Gender, Labour and Social Development, the Human Rights Committee, and the Committee on Equal Opportunities. There has been a gradual improvement in overall national compliance, with an average of 67% compliance with Ministerial Policy Statements with gender and equity requirements for 2023/24.¹²

While both NDP III and the Public Finance Management Act 2015 provide for gender-based budgeting across the different programmes, gender-specific allocations remain limited, and there is limited accountability for actual gender and equity expenditure. The allocations to the Ministry of Gender, Labour, and Social Development also remain a minuscule share of the national budget (UNDP, 2022) despite a growing demand for its services.

Uganda has continued to strengthen the collection, accessibility, analysis, and use of quality gender data and statistics. This has supported evidence-based monitoring, implementation, and reporting of country priorities and commitments to gender equality and women empowerment (GEWE) and SDGs. Uganda has tripled the number of gender-specific SDG indicators on which it can report - from 11/54 in 2018 to 32/54 in 2023.

¹² 10th Annual Report on the State of Equal Opportunities in Uganda, FY 2022/2023

The increased availability of gender data for decision-making has been achieved through improvements in the collection of routine administrative data (e.g., expansion of the National GBV Database and creation of a National Trafficking in Persons Database), improved gender inclusivity in routine surveys (e.g., GEWE modules in the UDHS 2022 and the recently concluded 2024 Population and Housing Census), and dedicated gender surveys such as the Time Use Survey 2019, National Governance, Peace and Security Survey (NGPSS), and Violence Against Women and Girls Survey 2021.

In the most affected GBV regions, the Government and partners have established GBV shelters, which have provided clinical management and care, psychosocial and legal support and protection, and reintegration of GBV survivors into the community.

Improvements in education and affirmative action have significantly increased the number of women in positions of authority, necessitating their representation at all levels of political governance. Women are also taking on senior administrative and civil service jobs.

Government and its partners have strengthened efforts for **gender and equity budgeting** and gender mainstreaming by requiring all spending entities- MDAs and LGs – to comply with minimum gender and equity budgeting requirements, evidenced by the Certificate of Gender and Equity Compliance issued by the Equal Opportunities Commission every financial year.

Key Areas of Attention and Next Steps

Despite the progress made towards promoting and mainstreaming gender equality in several institutions across the country, there is still much work to be done to address the underlying social, cultural, and legal barriers, coupled with weaknesses in the legal provisions for women, high economic disparities between men and women, a financing gap, and inadequate gender-disaggregated data and information that limit women's participation and decision-making processes at all levels.

The Government will continue to:

- **Promote legal and policy revisions** and enforcement to address the gaps in gender equality, for example, passing of the Sexual Offences Bill into law as well as the Marriage Bill that would provide

for protection of women's rights and criminalising acts such as marital rape. The Domestic Violence Act will be revised to include cohabiting partners in its scope, and the 2004 amendment to the Land Act of 1998 to consider the co-ownership of land between spouses, particularly concerning customary land.

- **Implement comprehensive gender-sensitive education programmes** to raise awareness about gender equality, women's rights, and the consequences of GBV, as well as gender equality in rights to inherit the land—both as spouses and as children of either sex.
- **Build on previous efforts to increase the quality and timely production of data**, including on violence against women and girls (VAWG). It will strengthen ability to generate quality GBV data in accordance with methodological and ethical standards, as well as the demand for data and data use. The analysis of VAWG data will be used to produce analytical reports, and policy briefs will be required to increase data dissemination and use in interventions and reporting commitments on VAWG.
- **Develop gender monitoring indicators** to assess progress with gender mainstreaming and gender budgeting.
- **Ratify and domesticate all international and regional covenants** that promote gender equality, including the Optional Protocol on the Convention on Elimination of all Forms of Discrimination Against Women and the Protocol to the African Charter on People and Human Rights.
- **Strengthen the use of media and communication channels** to challenge stereotypes, promote positive role models, and disseminate information on gender equality and violence prevention.
- **Focus on ensuring that programmes specifically designed to increase women's education** and economically empower women are effectively implemented to enhance women's access to financial services and improve their sustainable economic development.
- **Engage local communities, leaders, and religious institutions** in addressing GBV and promoting gender equality. Encourage discussions and initiatives at the grassroots level.



Ensure Availability and Sustainable Management of Water and Sanitation for All

Situation

Uganda has continuously made positive strides to increase access to clean water and improved sanitation services, both in rural and urban areas. However, the demand for water is rising owing to rapid population growth, urbanisation, and increasing water needs from the agriculture, industry, and energy sectors. This, coupled with decades of unsustainable use, over-extraction of groundwater and contamination of freshwater supplies, has increased water stress levels. The Ministry of Water and Environment (MWE) is mandated to provide stewardship for sustainable development and management of water and sanitation in rural areas, while the National Water and Sewerage Corporation (NWSC) provides and manages water and sanitation services in urban areas.

Urban Population with access to an improved water source (within 200m): During FY 2022/23, access to safe water in urban areas slightly increased from 72.1% in 2022 to 72.8% in 2023 on account of completion of piped water supply and sanitation systems (9 in small towns and 5 in large towns). The national annual target of 78.4% was not achieved because of inadequate funding coupled with a rapid population growth rate in urban areas. The investment rate in urban water supply infrastructure is lower than the population growth rate in urban areas.¹³

Rural areas mainly depend on boreholes/protected springs and gravity flow schemes as key sources of safe water. The safe rural water supply coverage has slightly declined from 68% over the last two years to 67% in 2023. This stagnation in the rural safe water supply is attributed to three major factors:

(i) The annual rate of investment in rural water supply infrastructure is lower than the annual rate of population growth;



© OPM

(ii) The majority of the areas with low coverage are water stressed with low water resource potential such as the cattle corridor, which require heavy and expensive capital investment; and

(iii) The rate at which the water supply infrastructure is ageing is higher than the rate of replacement. Without addressing these factors, rural water coverage will continue to decline, implying that national targets, as well as SDG targets, will not be achieved. The table below shows the performance against each of the SDG 6 target areas.

¹³ Annual Natural Resources, Environment, Climate Change, Land and Water Management, Annual Programme Performance Report 2023

TABLE 3: PERFORMANCE AGAINST THE SDG 6 SECTOR TARGETS

FOCUS	GOAL AND TARGET	INDICATOR	PERFORMANCE UPDATE
Water supply	By 2030, achieve universal and equitable access to safe and affordable drinking water for all.	Proportion of the population using safely-managed drinking water services.	Urban 72.8% Rural 67%
Sanitation and hygiene	By 2030, achieve access to adequate and equitable sanitation and hygiene for all and end open defecation, paying special attention to the needs of women and girls and those in vulnerable situations.	Proportion of population with safely-managed sanitation services.	Urban 41% Rural 8.1%
Waste water and water quality	By 2030, improve water quality by reducing pollution, eliminating dumping and minimising the release of hazardous chemicals and materials, halving the proportion of untreated wastewater and substantially increasing recycling and safe reuse globally.	Proportion of waste water safely treated.	4%
		Proportion of bodies of water with good, ambient water quality	51%
Water use and scarcity	By 2030, substantially increase water-use efficiency across all sectors and ensure sustainable withdrawals and supply of freshwater to address water scarcity and substantially reduce the number of people suffering from water scarcity.	Level of water stress	1.721%
		Change in water use efficiency over time	US\$39
Integrated water resources management, including trans boundary water resources management	By 2030, implement integrated water resources management at all levels, including through trans boundary cooperation, as appropriate.	Degree of implementation of integrated water resources management.	62%
		The proportion of transboundary basin area with an operational arrangement for water cooperation.	84%
Water-related eco-systems	By 2020, protect and restore water-related ecosystems, including mountains, forests, wetlands, rivers, aquifers and lakes.	Change in the extent of water-related ecosystems over time.	17%
Cooperation and participation	By 2030, expand international cooperation and capacity-building support for developing countries in water- and sanitation-related activities and programmes, including water harvesting, desalination, water efficiency, wastewater treatment, recycling, and reuse technologies.	Water- and sanitation-related official development assistance that is part of a Government-coordinated spending plan.	UGX310.26bn (US\$ 82m)
Cooperation and support	By 2030, support and strengthen the participation of local communities in improving water and sanitation.	Proportion of local administrative units with established and operational participation management policies and procedures for participation of local communities in water and sanitation management.	90%

Source: Annual Natural Resources, Environment, Climate Change, Land and Water Management, Annual Programme Performance Report 2023



Key Ongoing Initiatives to Achieve the Goal

In line with the Africa Water Investment Programme (AIP) adopted by African Union Heads of States, which aims to close the SDG 6 water investments gap by mobilising US\$30 billion/ year by 2030, Uganda is continuously mobilising additional resources through among others, domestic sources, efficient use of available resources, and accessing multi-lateral climate funds as well as other from other multi-lateral and development financial institutions.

The Government has made efforts to mobilize and coordinate stakeholders in the WASH subsector to strengthen partnerships with stakeholders, including CSOs and private sector, to achieve SDG goals and targets. For example, an NGO Umbrella body, the Uganda Water and Sanitation Network (UWASNET) was established to strengthen partnerships with CSOs.

The Government is undertaking large gravity flow schemes in over eight LGs to provide over 10,500 households with clean and safe water across the country. The Government also continues to explore new, more affordable, and appropriate technologies to increase access to safe and clean water as well as better sanitation facilities in both urban and rural areas.

Key Areas of Attention and Next Steps

The focus for SDG 6 will be on addressing challenges of mismanagement and under-exploitation of water resources due to pollution, increased demand for

water from a growing population, industrialisation, urbanisation, agriculture, hydropower, the need for water-related ecosystems, and the impacts of climate change. Furthermore, water stress plagues parts of the country, particularly the dry Cattle Corridor, while unique conditions, such as low groundwater levels requiring advanced and costly technologies, inequitably supply others. Finally, many LGs face operational and maintenance challenges in their water supply systems, primarily due to governance and accountability issues.

The Government will continue to:

- **Mobilise resources** to finance the WASH sector to enable the achievement of national and SDG targets.
- **Monitor compliance** with water permit conditions, water quality, and the hydrology of major lakes and rivers.
- **Enhance the existing water source infrastructure** to ensure consistent water supply reliability. Additionally, there is a need for timely and sustainable operation and maintenance of the WASH infrastructure.
- **Optimise the economic, social, environmental, and political benefits** arising from trans boundary cooperation. Harness these benefits to nurture enduring and flexible cooperation, tackle challenges, and attain results that are advantageous for all stakeholders, reaching beyond the boundaries of water exclusivity.



Ensure Access to Affordable, Reliable, Sustainable and Modern Energy for All

Situation

Energy is a critical enabler in attaining sustainable development thus SDG 7 requires countries to ensure access to affordable, reliable, sustainable, and modern energy for all. Uganda, through the various national planning documents, recognises that energy and, in particular, electricity are drivers of the socio-economic transformation of a nation. Over the medium term, Uganda has focused on increasing power generation, expanding the electricity transmission as well as distribution, increasing energy efficiency, and promoting the use of alternative sources of energy such as hydroelectric power, solar and wind energy, thermal and bagasse energy of which the most predominant is hydroelectricity (see Figure 17).

Uganda's **electricity access rate** currently stands at 58% (20% on-grid, 38% off-grid, largely solar). The trend for access to electricity has been increasing over time since 2013, from 14% to 37% in 2016 and further to 52% in 2018. The urban population has more access than the rural counterparts at 74% and 50%, respectively. The country's total grid connections stand at 1,978,356 as of 2023, with a national target of ensuring that every household has access to electricity by 2030.

Uganda's current electricity **generation capacity** stands at 1,678.1MW. This generation capacity is expected to increase to 2,000MW when the 600MW Karuma Hydropower Plant is fully commissioned. However, the country's electricity generation capacity target is 52,000MW by 2040, which will be achieved through construction and completion of small electricity generation plants, development of large and small hydro power projects, and development of geothermal resources, solar, wind as well as nuclear power.

The **transmission capacity** of high-voltage transmission lines (these include the 400KV, 220KV, and 132KV transmission lines) reached 4,170km. The Government anticipates increasing this transmission to 4,354km by 2025.

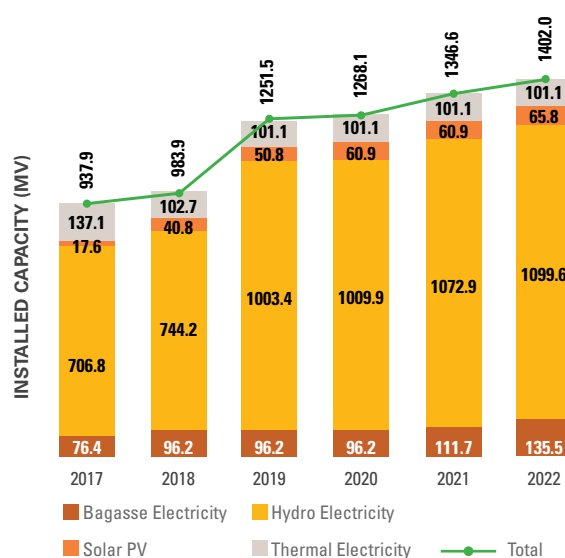


© OPM

There is a need to invest in building robust data infrastructure and strengthening data collection, management, and analysis capabilities. This will include enhancing data collection mechanisms, establishing data repositories, and providing training and capacity-building programmes for data professionals across sectors.

A female respondent from civil society in Wakiso.

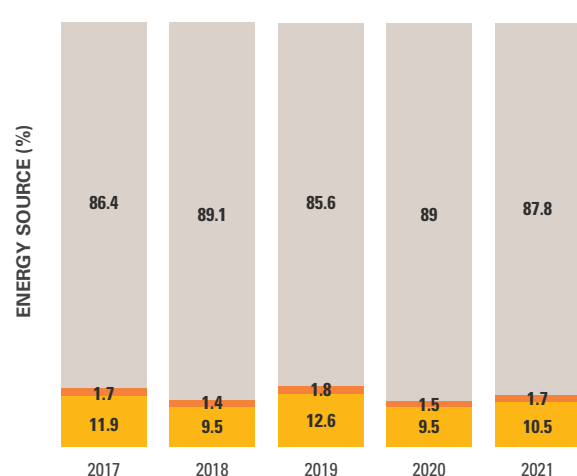
FIGURE 17: GENERATION CAPACITY PER CATEGORY OF ENERGY MIX



Source: Electricity Regulatory Authority, 2022

Uganda aims to increase reliance on **clean fuels and technology**. The proportion of the population using renewable energy in 2021 stood at 87.8%. The share of renewable energy in the total final energy consumption stood at 87.8% in 2021 and has been fluctuating since 2017 (see Figure 18). The other energy sources in total energy consumption followed a fluctuating trend over the same period from 2017 to 2021. This suggests the need to utilize the existing renewable energy resources for energy production and the provision of energy services, most of which remain untapped.

FIGURE 18: TRENDS OF RENEWABLE ENERGY SHARE IN THE TOTAL FINAL ENERGY CONSUMPTION



Source: Ministry of Energy and Mineral Development (MEMD) Statistical Abstract, 2017-2021

Key Ongoing Initiatives to Achieve the Goal

The Government has put in place enabling laws and policies to facilitate increased production and supply of energy. For example, to solve the problem of limited power evacuation, the Government passed a law, the Electricity Amendment Act, 2022, to allow private companies to directly supply power to industries and invest in transmission lines.

The Government has continued to invest heavily in power generation by constructing several small electricity generation plants, such as Nyagak III (6.6MW) and Muzizi Hydro Power Plant (48MW). In the medium and long term, the Government will develop large hydropower projects, including Ayago (840MW), Oriang (392MW), and Kiba (400MW). The Government will also continue to invest in geothermal power generation, with an estimated electricity generation potential of 450MW.

The Government is investing in alternative energy sources to increase electricity supply and meet the growing demand. For example, the Government is undertaking feasibility studies to explore the possibility of generating nuclear power to add to the national grid.

The Government is expanding the power transmission infrastructure through the construction of several high-voltage transmission lines and associated sub-stations.


The Government has continued to support energy consumers of all categories to improve efficiency in utilising various energy resources through the promotion of efficient cooking appliances, efficient lighting, and energy efficiency improvements for industrialists.

Key Areas of Attention and Next Steps

The Government will focus on addressing the challenges of inadequate infrastructure to distribute energy countrywide, impeding the connectivity of rural areas on the national grid, the fast-growing population and increasing urbanisation putting pressure on the existing transmission and distribution infrastructure and capacity, and the slow adoption of improved energy-saving technologies, mainly due to high costs.

The Government will continue to:

- **Provide technical guidance** to energy users with the aim of improving utilisation efficiency, including guidance on substitution of energy sources for better and improved efficiency.
- **Prioritise the generation and use of more renewable** and clean energy resources, especially nuclear power and solar energy.
- **Develop an efficient energy evacuation infrastructure** from generation sources to industrial settings, such as industrial parks.
- **Pursue the strategy of reducing the unit cost of energy** to US\$ 5 cents/KWH. This will be done through fast-tracking the "Electricity Access Scale-up Project," which aims to increase household connections and implement the Government's decision to take up electricity distribution after the expiry of the current concession with UMEME, a private company.
- **Prioritise regional interconnectivity** to support balanced growth and development.



Promote Sustained, Inclusive and Sustainable Economic Growth, Full and Productive Employment and Decent Work for All

Situation

Uganda's growth trajectory during the SDG era has had mixed experiences during this period. Between 2019/2020 and 2020/2021, the growth rate was grossly affected by the COVID-19 pandemic, which slowed it to an average of 3.25% per annum, below the initial NDP III target of 6.8%. With the full reopening of the economy and ease in the global supply chain, economic activities started to rebound, registering an annual average of 5% and are expected to return to a medium-term growth trajectory of 6-7%. The size of the economy in nominal terms increased to US\$ 49.57 billion in 2022/23¹⁴, reflecting a 35.7% increase since 2015/16. In real GDP terms, the economy grew by 5.2%, compared to a revised growth rate of 4.6% in FY 2021/22 (see Figure 19). This economic growth is mainly attributed to the recovery in the services and agriculture, tourism, forestry, and fishing sectors, along with consistent growth in the industry sector. This growth was supported by Government-driven initiatives aimed at strengthening private-sector involvement and advancing regional trade¹⁵.

Over the period 2015/16 to 2022/23, Uganda's GDP per capita increased from US\$864 to US\$964 respectively. In addition, Uganda has, for the first time, fulfilled the criteria for graduation from the United Nations least developed countries (LDCs) category and is expected to graduate in the early 2030s. This follows Uganda's achievement of 66.33 on the Human Asset Index (HAI) and 28.22 on the Economic and Environmental Vulnerability Index (EVI) as part of the criteria fulfilment. For a country to be considered for graduation, it must meet at least two of three (GNI and HAI, GNI and EVI or HAI and EVI) criteria at two consecutive reviews¹⁶.



© New Vision

.....

The creation of data infrastructure and analytical capabilities can accelerate inclusive economic and social development through climate change adaptation and mitigation. Promote open data initiatives and partnerships to improve decision-making and service delivery.

A female respondent from Gulu

.....

While there is impressive economic growth, the country still has high unemployment rates and high informality of the economy, which limits the extent of attainment of this Goal. Between 2015 and 2020, overall, there was a decline in unemployment by 1.4 percentage points¹⁷. In part due to COVID-19, the unemployment rate increased by 3.3 percentage points in 2021, reversing previous gains and reaching 11.9% (see Figure 20). The post-COVID-19 period, however, has started to increase in employment due to the re-opening of the economy.

The percentage of informal employment in total employment has risen since 2017, reaching 91.2% for females and 85.6% for males in 2021, up from

¹⁴ Ministry of Finance, Planning and Economic Development, 2023

¹⁵ *ibid.*

¹⁶ UNHS, 2016-2022 and National Labour Force Survey (2021).

¹⁷ UBOS, National Labour Force Survey, 2019/20

85.6% and 84.5%, respectively. This trend suggests an increasing level of informal work, which somewhat reflects the impact of COVID-19 on businesses. A highly informal economy is more susceptible to shocks such as COVID-19, political and other forms of instability, and extreme climate patterns¹⁸.

In Uganda, 30% of youths aged 15 to 24 are not in employment, education, or training (NEET). Notably, more young women (37%) are NEET than young men (21%). The group most affected is young women aged 20 to 24, with 50% being NEET¹⁹. The proportion of NEET youth aged 15-24 increased by two percentage points between 2016 and 2020, reaching 45.8% in 2020. Women had a higher proportion at 54.2% compared to 36.1% for men (UBOS, 2021a). This high and growing NEET rate indicates that many young people cannot find suitable job opportunities, resulting in unemployment and underemployment. This harms the country's economic progress and development.

Due to the challenges of income poverty and the effects of COVID-19, the percentage of children aged 5-17 years involved in child labour more than doubled between 2016 and 2021, surging from 15.1% to 39.5%. This significant increase is primarily driven by a substantial shift in the percentage of male children engaged in child labour, which rose from 16% to 41%. Child labour violates children's rights and hinders the realisation of their full potential to grow into adults and the attainment of development goals.

The percentage of adults (15 years and older) with a bank account or mobile money service provider has increased significantly. In 2023, 76% of adults had a bank account, and the number of Ugandans with a mobile money account rose to 37.3 million from 20.3 million in 2015²⁰. This implies that more and more Ugandans are in a position to transact and gain access to financial services easily.

TABLE 4: UGANDA'S 2024 SCORE ON THE UNITED NATIONS' CLASSIFICATION

REVIEW YEAR	GNI PER CAPITA	HUMAN ASSET INDEX (HAI)	ECONOMIC AND ENVIRONMENTAL VULNERABILITY INDEX (EVI)
2024	909	66.33	28.22
2024 graduation threshold	\$1306 or above	66 or above	32 or below

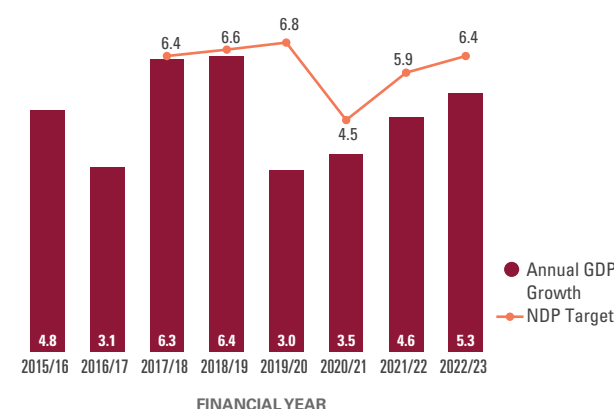
Source: United Nations Department of Economic and Social Affairs, 2024

¹⁸ Uganda National Household Survey, 2016-2022 and National Labour Force Survey, 2021.

¹⁹ Uganda National Household Survey, 2019/20

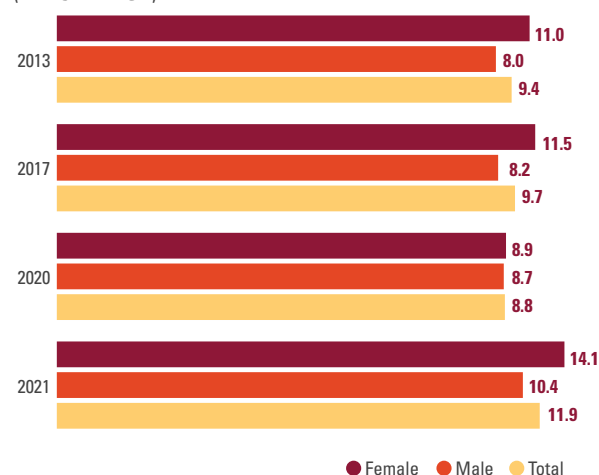
²⁰ Bank of Uganda, Financial Soundness Indicators.

FIGURE 19: ANNUAL PERCENTAGE GDP GROWTH 2015/16 - 2022/23



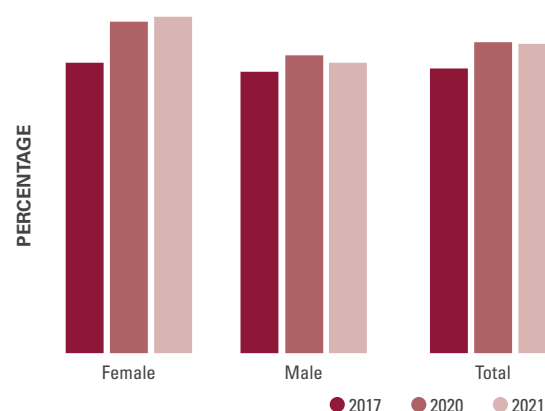
Source: UBOS Annual GDP Series, 2022/23

FIGURE 20: UNEMPLOYMENT RATE BY GENDER (PERCENTAGE)



Source: UNHS (2012/13, 2016/17 and 2019/20) & UBOS Labour Force Survey 2021

FIGURE 21: THE PROPORTION OF INFORMAL EMPLOYMENT IN TOTAL EMPLOYMENT, BY SEX



Source: UUNHS, 2016-2022 and National Labour Force Survey (2021)

Key Ongoing Initiatives to Achieve the Goal

Uganda has thus made significant strides aimed at achieving higher levels of economic productivity through diversification, technological upgrades, and innovation. To this end, the Government has (i) Implemented the Industrial Development Strategy (2018-2028), which focuses on promoting value addition, industrialisation, and export-led growth; (ii) Established the Uganda Development Bank to provide financing for strategic sectors, including agriculture, tourism, and manufacturing; (iii) Launched initiatives such as the Presidential Initiative on Industrial Development and the Small and Medium Enterprises (SME) Development Programme to support entrepreneurship and innovation; (iv) Invested in infrastructure development, including transportation networks, energy, and ICT, to enhance connectivity and facilitate trade, and (v) Promoted public-private partnerships to leverage private sector expertise and investment in key sectors. These efforts have led to increased industrial production, with a growth rate of 5.5% per annum between 2015 and 2022; improved productivity, with a 15% increase in labour productivity between 2015 and 2022; and enhanced innovation, with a 25% increase in patent applications between 2015 and 2022.

Key Areas of Attention and Next Steps

Several key issues will receive further attention in this SDG area. However, addressing youth unemployment through the provision of the necessary skills and opportunities for gainful employment remains the top priority.

The Government will:

- **Develop and operationalise a national strategy for youth employment** as a distinct strategy or as part of a national employment strategy.
- **Focus on strengthening the business environment** through infrastructure improvements, improving governance, and strengthening regulations to support the growth of SMEs and MBEs that will, in turn, increase employment opportunities.
- **Strengthen the implementation of the National Child Labour Policy** and other interventions, such as the draft of the National Action Plan on Child Labour.



Industry, Innovation, and Infrastructure

Situation

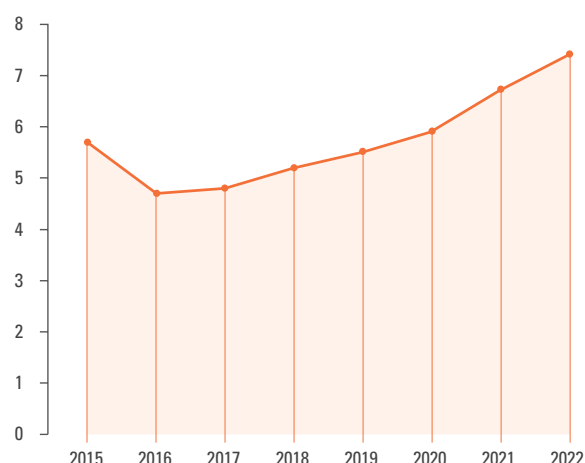
Uganda has made significant progress in developing resilient infrastructure, promoting inclusive and sustainable industrialisation, and fostering innovation. The Government has implemented the National Infrastructure Development Plan (2016–2040), prioritising the development of transport, energy, water, and ICT infrastructure. Consequently, Uganda has invested in key infrastructure projects, including the expansion and upgrade of Entebbe International Airport and the completion of the Kampala-Entebbe Expressway. The Government will also commence the development of the Standard Gauge Railway in FY 2024/25.

In addition, industrialisation is being promoted through the implementation of the Industrial Development Strategy (2018-2028), with initiatives focusing on value addition, agro-processing, and manufacturing. With the aspiration to increase the industrial sector's contribution to GDP to 31%, up from the current 27.4% in 2021²¹, the Government is supporting innovation and entrepreneurship through programmes like the Presidential Initiative on Science and Technology, Presidential Initiative on Industrial Development and the Uganda National Council for Science and Technology. The Government has also enhanced private-sector engagement and public-private partnerships to leverage investment and expertise.

Industrial production registered a growth rate of 5% per annum between 2015 and 2022 with a 30% increase in patent applications between 2015 and 2022. There has also been a remarkable improvement in access to ICT services, with mobile phone penetration increasing from 45% to 70% between 2015 and 2022. To this effect, the manufacturing sector has been growing in importance in Uganda's economy, and the increasing added value suggests that manufacturing has become more critical to Uganda's economy over time.



FIGURE 22: MANUFACTURING VALUE ADDED AS A PROPORTION OF GDP AND PER CAPITA (US\$ BILLION)



Source: The World Bank²²

²¹ MTIC, The Industrial Development Strategy

²² <https://data.worldbank.org/indicator/NV.IND.MANFCD?locations=B-UG>



© Total Energies Uganda

The Government also has a affirmative action to support the production, purchase, supply, and consumption of local goods and services under the Buy Uganda Build Uganda (BUBU) policy. This policy aims to promote the consumption of local goods and services and the use of and conformity to standards to guarantee quality goods and services and provide capacity-building programmes to local suppliers of goods and services.

The majority of manufacturing production is focused on the domestic market, with manufactured exports accounting for an average of 11% of total exports. The increase in export performance was mainly due to new market opportunities in the Democratic Republic of Congo, South Sudan, and Rwanda. The share of manufacturing jobs as a percentage of total formal jobs was 8.3% in 2021, up from 7.9% in 2016 (UBOS, 2022b). However, this figure falls short of the NDP III target of 10.3% for 2023/24.

The number of small-scale industries contributing to the total industry value added increased from 20 in 2017 to 60 in 2018 and then from 176 in 2019 to 380 in 2020 (UBOS, 2022b). This suggests that the productive capacities of small-scale industries have grown. It suggests that increasing public investment in infra-

structure, energy, and trade facilitation could enable small-scale industries expand their production scale by diversifying products and building local capabilities.

The proportion of GDP for research and development was 0.4% in 2021. The trends in the proportion of GDP increased from 0.5% in 2017 to 0.6% in 2018 and then declined to 0.4% in 2020 and 2021, respectively (UBOS, 2022b). This aligns with evidence indicating that no country in Africa spends 1% of its gross domestic product (GDP) on research and development. Most developing countries, including Uganda, fall short of the world average, spending less than 1% of GDP on research and development.

Over the years, there has been a consistent rise in total official development assistance to Uganda, including grants and loans for infrastructure projects. The total official development assistance to Uganda, including grants and loans for infrastructure projects, increased by 16% from \$558.1 million in 2017 to \$648.4 million in 2020.

Regarding air travel, the number of air traffic passengers has been increasing steadily, from 1.5 million in 2015 to 1.87 million in 2018 (UBOS, 2022b). During the same period, air traffic cargo also increased. The

number of air travel passengers and cargo has generally increased over the years, indicating growth in the aviation sector. In FY 2022/23, the volume of international air passenger traffic increased from 1,355,772 passengers in FY 2019/20 to 1,709,084 passengers. Despite the pandemic disruptions that significantly reduced air travel from 2.01 million in 2019 to 0.62 million in 2020, there have been subsequent increases in these volumes since 2021. (UBOS, 2022b). Regarding domestic air transport, the Government of Uganda, through the Uganda Civil Aviation Authority (UCAA), manages thirteen (13) regional airports, while the private sector manages 20 airports, making a total of 33 domestic airports.

Key Ongoing Initiatives to Achieve the Goal

The Government, primarily through Uganda Development Bank, is extending cheaper and more affordable credit to the manufacturing sector to enhance production and improve value addition in order to increase the sector's competitiveness.

Uganda also is implementing the East African Crude Oil Pipeline Project (EACOP), which is a 1,443 km-long crude oil export pipeline designed to transport oil produced from Uganda's Lake Albert oilfields to Tanzania's Tanga Port, where it will be further exported to world markets. Of the total length, 296 km are in Uganda, while the remaining 1,147 km are in Tanzania. The design of the pipeline allows for a peak daily capacity of 246,000 barrels.

The Government is currently expanding the transport infrastructure for roads and railways, and initiatives are in place to expand air and in-land water transport, too. The public road network consists of national roads, district roads, urban roads, and community access roads. The district, urban, and community access road network has received significant attention due to its crucial role in facilitating access to social and economic services and serving as the final link to transport networks²³. The construction of a new international airport (Kabalega International Airport) is nearing completion, while Entebbe International Airport is undergoing expansion. Plans to construct Bukasa Port and rehabilitate two existing pier ports, Port-Bell and Jinja, are also underway.

Investing in electricity generation; According to the country's Electricity Regulatory Authority, the current installed generation capacity was 1,402 MW by the close of the financial year 2022/23. This performance is against the national targets of 2,493.6 MW and 52,481 MW by the end of FYs 2022/23 and 2029/40. However, the generation capacity is expected to soon increase to over 2,000 MW after the integration of the 600 MW generated by the Karuma Hydro Power Project, which is currently under testing and is expected to spur industrialisation.

The Government is developing 22 business and industrial parks around the country with the aim of creating more jobs, easing accessibility to land for investments, introducing new research, technologies and skills development and boosting Uganda's exports, hence increasing the country's revenue base.

Fibre optic cables have been laid in the country and are connecting to neighbouring countries to increase broadband connectivity and enhance internet connection.

Key Areas of Attention and Next Steps

Despite the progress, SMEs continue to face challenges such as inadequate infrastructure, high energy costs, and limited access to finance. Addressing these challenges remains a priority to achieve sustainable and inclusive industrialisation and infrastructure development.

As a way forward the Government will continue to:

- **Strengthen the overall support ecosystem** for start-ups by facilitating access to funding through Uganda Development Bank and market opportunities.
- **Invest in human capital development** by providing skill enhancement programmes and research and development opportunities, as well as fostering a culture of innovation that aligns with the NDP.
- **Support the growth of SMEs** by providing them with resources, mentorship, and incubation programmes.
- **Invest in infrastructure development**, including digital infrastructure.

²³ Uganda National Roads Authority, 2022



Reduce Inequalities Within and Among Countries

Situation

While Uganda has witnessed impressive growth rates over time, and despite several poverty reduction interventions, growing disparities in income and wealth continue to persist in Uganda (UBOS, 2021a). These disparities are reflected in unequal access to basic services, including education, health care, finance, clean energy, water, and sanitation. People's income, which is proxied by consumption expenditure, is compared with the minimum income required to meet the basic needs—the poverty line.

Implementing a range of holistic policy interventions is necessary to reduce inequality, with social protection at its core. To be effective, social protection, fiscal, and employment policies must be universal in principle and equitable in meeting the needs of marginalised and disadvantaged population groups.

The national Gini coefficient ranged from 0.41 in 2005/6 to 0.41 in 2019/20; in 2023/24, it stood at 0.43 below the NDP III target of 0.37 (NPA, 2020). This was the result of the overall economic slowdown observed during that period, coupled with a severe drought that affected the country in 2016 and 2017.

Evidence at the national level shows that spatial inequalities remain a significant development challenge. The consumption gaps between the rich and the poor seem to have remained unchanged for rural and urban areas and uneven for sub-regions, as measured by the Gini coefficient (UBOS, 2021a).

Low access to basic services, particularly improved sanitation and electricity, was the most significant contributor. Significant geographical disparities persist; rural areas lag behind urban centres in most dimensions, and the eastern and northern regions account for three-quarters of the economically poor²⁴. Lower COVID-19 work stoppages in the agriculture sector and favourable weather conditions in 2019 and 2020 likely helped the most vulnerable sustain average consumption growth²⁵.



© UNHCR

Data from UBOS indicates that the growth rate of household expenditure per capita or income among the bottom 40% of the total population improved from 2.5 in 2019/20 to 1.4% in 2016/17, while the proportion of the population living below 50%, median expenditure reduced to 10.8 in 2019/20 from 11.5 in 2012/13.

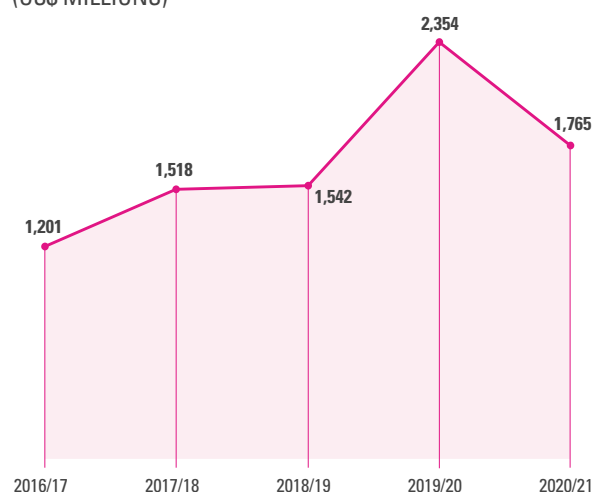
The total resource flows for development, broken down by recipient and donor countries, increased from US\$ 1,211 million in 2016 to US\$ 2,354 million in 2019. However, by 2020, the development resource had decreased to US\$ 1,766 million (see Figure 23). The COVID-19 effects limited most of the inflow of resources, with development partners conducting portfolio reviews. Furthermore, there was a low pace of project implementation between 2020 and 2022.

In terms of the proportion of the refugee population, Uganda continues to have the highest proportion of refugees from South Sudan, followed by DRC. The refugee influx from South Sudan to Uganda increased from 39.1% in 2015 to 70.7% in 2018. In contrast to the preceding trend, the influx of refugees from DRC decreased from 41.8% in 2015 to 16.4% in 2017 (see Figure 24). However, between 2018 and 2022, the trend of refugee influx from South Sudan decreased from 70.7% in 2018 to 57.1%, while that from DR Congo increased from 16.9% in 2018 to 32% in 2022 (UNHCR, 2022).

²⁴ World Bank Report, 2020

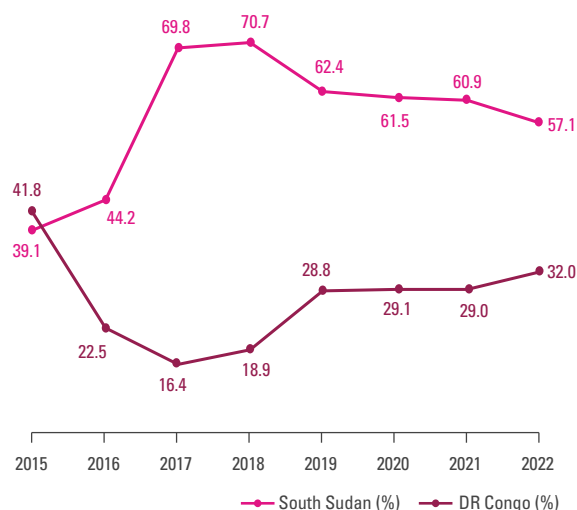
²⁵ World Bank Report, 2024

FIGURE 23: TOTAL RESOURCE FLOWS FOR DEVELOPMENT (US\$ MILLIONS)



Source: UBOS Statistical Abstract, 2021

FIGURE 24: PROPORTION OF THE POPULATION WHO ARE REFUGEES, BY COUNTRY OF ORIGIN



Source: OPM, 2022

Key Ongoing Initiatives to Achieve the Goal

The Government has started the implementation of PDM, an initiative to uplift the incomes of 39% of subsistence households in the population. In addition to increasing subsistence households' incomes and quality of life, the PDM also intends to make the parish level the focus of development interventions, including infrastructure expansion, social service delivery, industrialisation, ICT and information management, etc. In pursuit of realising these objectives, Government presence at the local level will be felt more than ever before, thus increasing access to service delivery for all and thereby reducing inequalities.

The Government, through the Uganda Development Bank, is also providing low-interest loans to SMEs to enhance their productivity and increase their incomes.

Social protection programmes such as SAGE, targeting elderly persons, the Youth Livelihood Programme, and the Uganda Women Entrepreneurship Programme, targeting youth and women, respectively, to boost their economic activities, are also aimed at reducing income inequalities among the poor and vulnerable segments of the population. There is also a fund to boost incomes and provide social support for people with disabilities.

The Government, together with the Budget Transparency Initiative partners, has produced braille and audio-visual versions of the Citizen's Guide to the Budgets to bridge the gap in access to budget information for people with visual and hearing impairments.

Key Areas of Attention and Next Steps

In the remaining implementation period, the Government will focus on addressing the challenges of concentration of wealth among a small portion of the population, especially the richest top 20%, limited access to equal opportunities, including access to basic goods and services, access to meaningful employment in the labour market, and persistent poverty rates. The Government will also strive to address access and opportunity inequalities in various contexts because they are mutually reinforcing and further create inequality traps that persist across generations and drive the poverty-inequality cycle.

As a way forward the Government will continue to:

- **Enhance the existing social protection** policies and programmes to increase their effectiveness and reach a wider range of the vulnerable populations.
- **Expand effective and inclusive fiscal policies** that redistribute national resources to reach those who are farthest behind, including progressive tax systems, which are not only fair but also aim for equitable and balanced development.
- **Establish mechanisms to address how the economy rewards labour** and capital through development, as well as enacting appropriate labour laws and minimum wage policies to ensure that labour is fairly compensated.
- **Invest in inclusive education** and skills development to enable the population to benefit from economic growth by enhancing their productivity.



Sustainable Cities and Communities

Situation

The urban population of Uganda has since increased from 12% in 2012 to 26.5 in 202²⁶ and is projected to increase to 50% by 2050²⁷. To promote and improve urban infrastructure and decentralize development, the Government elevated 15 municipalities to city status, in addition to the capital city of Kampala. Ten of these cities, including Arua, Mbarara, Gulu, Jinja, Fort Portal, Mbale, Masaka, Lira, Soroti, and Hoima, became operationally effective on July 1, 2020.

Since the 2020 VRN, the potential benefits of the phenomenon of rapid urbanisation have become more apparent, necessitating a deliberate strategy to elevate the fast-growing and viable urban settlements to higher and better-planned entities²⁸. While the proportion of the population living in slums has consistently declined from 80.9% in 2000 to 54% in 2020, Uganda has not met its 44% NDP III urbanisation target for 2023.

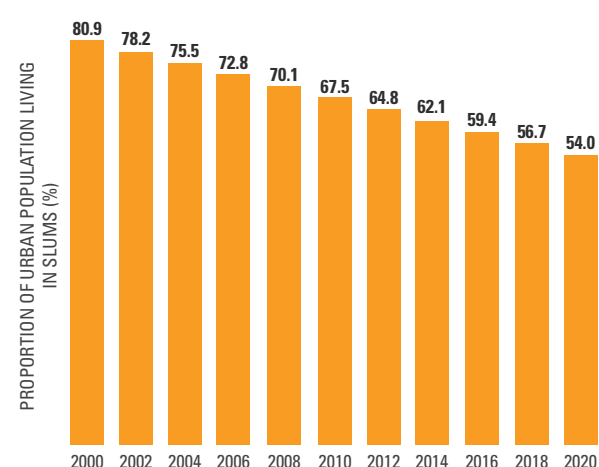
Regarding culture and heritage, Uganda's cultural and natural heritage sector is a significant contributor to the country's foreign exchange earnings via tourism, fostering the country's identity and status. It supports language and literary arts, performing arts, visual arts and handicrafts, indigenous knowledge, cultural beliefs, traditions and values, cultural sites, monuments and antiquities. These make Uganda one of the top tourism destinations in Africa, with diverse components of tourism attractions ranging from wildlife, natural resources, and cultural diversity, which give many visitors the feeling of experiencing Africa at its finest.

The tourism sector takes both urban and regional forms, and both have been prioritised as a primary growth sector in the NDP III, and continue to grow. This is reflected in the growth of trends for visitor arrivals, conference businesses, and investments



© KCCA

FIGURE 25: PROPORTION OF URBAN POPULATION LIVING IN SLUMS, INFORMAL SETTLEMENTS



Source: World Bank Data, 2020²⁹

in tourist accommodation³⁰. Urban tourism includes a variety of activities such as sight-seeing, leisurely visits to museums and art galleries, scenic landscapes, theatres, concerts, and special events, as well as traditional culture and heritage. They provide a wide variety of experiences and goods for business and pleasure that span cultural, architectural, technological, social, and natural domains³¹.

²⁶ Ministry of Lands, Housing and Urban Development, 2022

²⁷ UBOS, 2014

²⁸ Action for Development and Environment, 2020

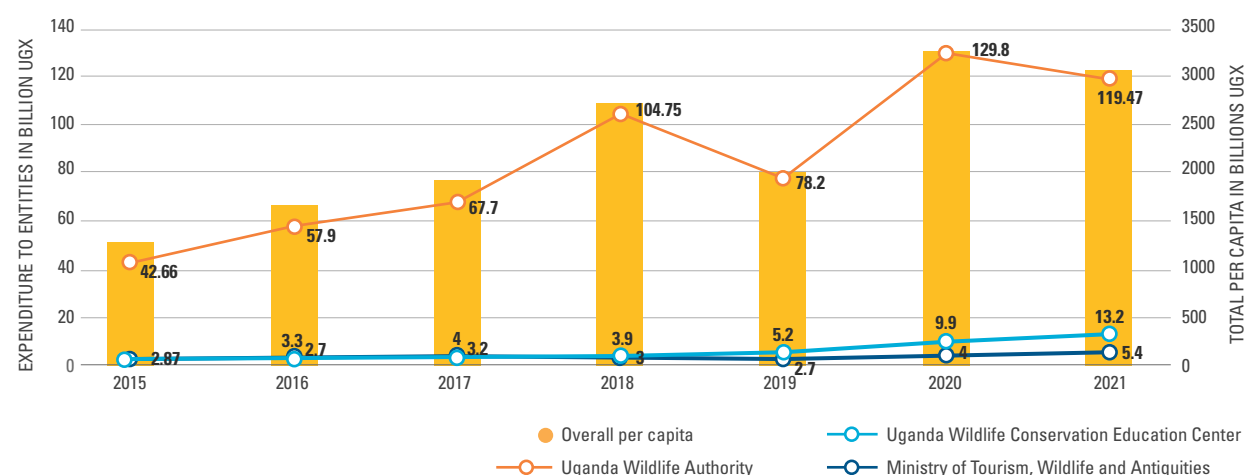
²⁹ <https://data.worldbank.org/indicator/EN.POPSLUM.UR.ZS?locations=UG>

³⁰ Uganda Wildlife Authority, 2021

³¹ Ministry of Lands, Housing and Urban Development, 2021

The Government's total per capita expenditure for the Uganda Wildlife Authority (UWA) remains higher than that of its counterparts, at UGX 119.47 billion in 2021. Furthermore, estimates place the per capita expenditure for the Uganda Wildlife Conservation Education Centre at UGX 13.2 billion in 2021, surpassing the estimated expenditure for the Ministry of Tourism, Wildlife, and Antiquities at UGX 5.4 billion.

FIGURE 26: TOTAL EXPENDITURE ON THE PRESERVATION, PROTECTION AND CONSERVATION OF ALL CULTURAL AND NATURAL HERITAGE, BY SOURCE OF FUNDING



Source: UBOS Statistical Abstract, 2021

Key Ongoing Initiatives to Achieve the Goal

As part of Vision 2040, the country has put in place a number of interventions aimed at re-imagining urbanisation, including legislation, integrated physical planning and strict development control for of urban sprawling, adopting well-planned, high-density settlement for Kampala and medium-density settlement for the regional and strategic cities through construction of high-rise buildings³². To ensure the sustainability of urban settlements, Uganda has taken the following steps:

The Government launched National Vision 2040, utilising urbanisation as a primary catalyst for structural transformation. This initiative established nine strategic cities: five are oil, tourism, industrial, and mineral strategic cities, and four are regional in nature.

The cabinet approved the Government's National Physical Development Plan (NPDP) in 2023, which aims to ensure balanced development. The National Urban Policy 2017 serves as a comprehensive framework to achieve the SDGs, while the New Urban Agenda and Agenda 2063, the Urban Roads Design Manual (2023), the Integrated Urban Transport Strategy (2022), and the National Smart Slum Upgrading, Prevention Strategy, and Action Plan (2023) further enhance the NPDP.

City/Municipal Development Forums have been created in 10 cities and 12 municipalities countrywide. These provide regular and democratic platforms for direct civil society participation in urban planning and management.

Twenty-one garbage collection trucks have been procured for the cities and municipalities to improve waste management for proper disposal of 56% of the solid waste produced in urban areas. The acquisition of weigh bridges also has facilitated data collection on solid waste and the Government is in the process of developing a comprehensive waste management policy.

The Government designed and implemented the Uganda Support to Municipal Infrastructure Development (USMID) Project 2015–2023 and is in process of developing and implementing second phase 2024–28. The USMID Project is a special-purpose vehicle for the attainment of SDG 11. The Government also launched and implemented the Building Industry Management System to promote and ensure planned, decent and safe building structures.

32 OPM, 2018

The Government commenced the tarmacking and paving of 1,549km of the 19,959km of urban roads. The revised slum upgrading strategy is being implemented with support from UN-Habitat and the Greater Kampala Economic Development Strategy 2020.

The Government adopted several policies to protect the sites that are significant to cultural heritage, including the Tombs of Buganda Kings at Kasubi, Rwenzori Mountains National Park and Bwindi Impenetrable National Park. Other features include six cultural practices and expressions of intangible heritage, as well as two biosphere reserves, and the UNESCO's university cooperation programme.

Key Areas of Attention and Next Steps

Despite making progress in promoting sustainable development practices, there is still room for improvement and growth. Areas for improvement include updating outdated regulatory frameworks, stringent enforcement of policies and guidelines, capacity building to enhance technical capabilities, particularly for LG officials, public involvement and participation in planning, and increased resource mobilisation and allocation.

The Government will continue to:

- **Invest in the technical expertise of local government** and ministry officials to empower them to plan, design, Invest in the technical expertise of local government and ministry officials to empower them to plan, design, and implement development projects more effectively.
- **Provide more opportunities for engagement** in urban planning and management procedures and monitor progress.
- **Promote collaboration among MDAs, the private sector, and local communities** to achieve a comprehensive and inclusive approach to sustainable development.

BOX 1

Examples of the diversity of cultural heritage in Uganda include cultural site seeing, art and drama, architecture (old architectural building structures), amenities, and sceneries, religious and pilgrimage tourism. Uganda boasts traditional markets such as African Craft, Owino, and Nakasero in Kampala, along with a diverse population of people, languages, and tribes.

Uganda, with over 56 tribes, has a variety of cultures, languages, and dialects (Ateso, Luganda, Runyakitara, Lango, Acholi, Ngakaramojong, etc.), local cuisines (eshabwe, malakwang, kalo, etc.), traditional clothing (gomesi, bark cloth, busuuti, etc.), dances (ekitaguriro, baakisimba, runyege, kadodi, bwola, agwara, dingding, larakaraka, etc.), customs and beliefs (imbalu among the Bagisu, celebration of twins among Baganda and other tribes) that are attractive to explore and experience.

There are also urban celebrations, such as the Rolex festival, other cuisine fairs and exhibitions, and Jinja's annual Nyege nyege festival, which attracts tourists worldwide along with a few domestic residents.



© OPM

Situation

Uganda is alive to the realities of sustainable consumption and production practices across all major sectors. Following her endorsement of Agenda 21, the Government of Uganda has advocated for the inclusion of cleaner production methodologies that demonstrate how scientific and technological innovations influence the production cycle in ways that benefit the environment. This dedication exemplifies initiatives to promote sustainable consumption and production, such as cleaner production methods, a sustainable cities programme, urban transport reforms, biomass co-generation, and dissemination programmes on efficient cooking stoves.

The Uganda Green Growth Development Strategy (UGGDS) is in place to guide these endeavours. The framework provides guidance on strategies, priorities, and governance frameworks for the implementation of green growth principles within the existing development frameworks³³. The UGGDS focuses on catalytic investment in areas that include increased private sector participation in the green economy, raising awareness, and designing opportunities for private sector investment. As a result, Uganda has begun to realize a shift from depletive and polluting production to a greener and more circular economy, propelled by employment generation, investment prospects in low-carbon industrialisation, and private sector participation to enhance opportunity adoption.

Licensed agents in Uganda reported an increase in the collection of hazardous waste. In FY2016/17, oil and chemical waste (60.3%) were the most collected and treated, followed by general waste (14.4%). There are no statistics available to compare the presented data against untreated waste. In addition, Uganda has seen an increase in electronic waste, commonly referred to as e-waste, though the disposal process is still complicated for the country.

³³ UGGDS, 2020
³⁴ GIZ, 2023



Grain storage silos © OPM

Key Ongoing Initiatives to Achieve the Goal

Uganda has several policy frameworks that support sustainable consumption and production through institutionalisation. Supported by Vision 2040 and implemented through a series of National Development Plans, a number of sectoral policies including the tourism policy, the land use policy, the wildlife policy, the national wetlands management policy, and the water policy, among others, provide specific implications and guidance on sustainable consumption and production.

Additionally, the Uganda Green Economy Recovery Plan, under the Ministry of Finance and Economic Development further lays the focus on post-COVID-19 recovery and climate change, including green projects ranging from climate-smart agriculture to greening Uganda's cities and the industrial sector³⁴.

In 2019, the country approved the national procurement policy to ensure and promote sustainable procurement practices. This policy encourages public

procurement as a tool for social-economic development, aiming to establish a public sector procurement system that encompasses economic, social, and environmental sustainability. The plan is augmented with the investment in twenty trainers in sustainable public procurement through the Ministry of Finance, and an evaluation criterion for sustainable public procurement in effort to ensure sustainable consumption and production patterns.

Furthermore, the tourism sector has registered progress since adopting new financial reforms, as reported in the second VNR. Data from UBOS indicates that there has been an increase in the implementation of sustainable tourism strategies, policies, and action plans in conjunction with agreed-upon monitoring and evaluation tools (see Table 5).

TABLE 5: NUMBER OF SUSTAINABLE TOURISM STRATEGIES OR POLICIES AND IMPLEMENTED ACTION PLANS

YEAR	2015	2016	2017	2018	2019	2020	2021	2022	2023
# of policies	4	4	4	4	4	4	5	5	5

Source: UBOS Statistical Abstracts

The Government is encouraging and supporting tourism businesses to adopt sustainable practices by investing in eco-tourism initiatives such as protected areas and national parks.

Under the African Sustainable Cities Network, Ugandan cities and municipalities participate in participatory environmental planning activities. The network aims to assist the local city authorities in moving beyond general sustainable development planning to apply internationally recognised planning methodologies and frameworks to tackle priority urban community problems, including solid waste management, poverty, water and sanitation problems, and urban housing.

The sector has implemented several initiatives to achieve biomass co-generation. One of the initiatives involves producing electricity through steam generation by burning biomass, including farm waste and bagasse in sugar mills.

Some players, particularly from the civil society fraternity, are involved in dissemination programmes on efficient cooking stoves. The programmes' target beneficiaries are middle- to low-income households and small businesses and institutions that use biomass energy for cooking and baking. Uganda has

made significant strides in transforming conventional agricultural production into an organic farming system, and now has the most developed sector of certified organic production in Africa.

Improvements in ICT have been made through the promotion of e-transactions in Government MDAs, such as the Short Message Service (SMS), email access to examination results from the Uganda National Examination Board and Universities, and a change in payment policy from the issuance of bank cheques to an electronic funds transfer system, among other initiatives. This has resulted in savings on paper.

The Government, through decentralised functions vested in LGs, is taking important steps to improve sustainability and waste management practices through public-private partnership (PPP) approaches. Private companies are making significant efforts to collect and reduce solid waste in cities, municipalities, and town councils by collecting, transporting, disposing, and recycling. Through compliance assistance and enforcement, the Government supports the private sector in ensuring environmental compliance and sustainability.

Key Areas for Attention and Next Steps

With progress towards the achievement of the goal still stagnating, addressing the underlying challenges is essential for enhancing sustainable consumption and reducing the environmental impact. These challenges include waste management; lack of granular data to measure sustainable consumption, and patterns to monitor and implement related policies; climate change and weather shocks; infrastructural and technological limitations; and food loss.

As a way forward the Government will continue to:

- **Invest in proper waste management** through separation at source, recycling/repurposing, generation of power and adoption of technologies.
- **Adapt farming practices to climate change** and build resilience in the agricultural sector.
- **Develop** and improve food storage facilities.
- **Implement a framework of programmes** on sustainable consumption and production.
- **Give increased attention to the establishment** of a clear and formidable food distribution system.



Take Urgent Action to Combat Climate Change and Its Impacts

Situation

Uganda, like many other countries, has experienced the effects of climate change, including extreme weather patterns that have induced excessive heat, droughts, irregular rainfall, flooding, and landslides, which have disrupted the development and well-being of people, particularly those in disaster-prone areas like highlands and mountain slopes. These negative effects of climate change have led to the loss of human life, property, crops and livestock. In addition, they have disrupted the already stretched service delivery by destroying infrastructure, including schools, health facilities, roads, water and sanitation, energy and ICT facilities.

This, in the affected areas, has worsened the poverty levels and increased inequalities. For example, long-term droughts, particularly in 2016, accounted for a rise in poverty from 19.7% in 2012/13 to 21.4% in 2016/17. This particular drought left over five million people food insecure. Climate change also has effects on economic patterns. For example, in 2020/21, the economic loss from disasters was estimated at UGX 563 billion (US\$ 150m). This translated into 0.4% of GDP lost due to natural disasters.

Due to extreme weather conditions, the country has registered some deaths. For example, in 2018, the number of disaster-related deaths, missing persons, and directly impacted people was 103 per 100,000 population. This was attributed to an increase in natural catastrophes, such as floods in mountainous regions, particularly in the Mount Rwenzori and Mount Elgon areas. The increasing irregular rainfall, resulting in numerous riverbank failures, flooding in low-lying areas, mudslides, and landslides, has also led to the loss of lives and property.

The most recent data shows that during FY 2021/22, mortality (death) related to natural disasters was 1,200. This translates to about three persons per 100,000 population. This mortality rate was higher



© OPM

Uganda can contribute to climate change mitigation efforts and accelerate progress towards the achievement of multiple SDGs, such as poverty reduction, improved health and education outcomes, gender empowerment, and inclusive economic growth, by leveraging local knowledge, resources, and expertise.

A male respondent Gulu city

than that in the FY 2020/21, when 26 persons died, translating into a mortality rate of 0.06 persons per 100,000 population.

In relation to greenhouse gas emissions, Uganda has been collecting data on average annual change in Green House Gas (GHG) emissions. The country's greenhouse gas emissions were 94.65 million tons of carbon dioxide equivalent (MtCO₂e) in 2017, based on Uganda's Third National Communication under the United Nations Framework Convention on Climate Change (UNFCCC) prepared in 2022. Under the business-as-usual scenario, the estimated annual change is 1.27 MtCO₂e.

Key Ongoing Initiatives to Achieve the Goal

The Government has policies to strengthen the conservation and restoration of forests, wetlands and water catchments, and hilly and mountainous areas. In addition to protecting a total of 1,190,191 ha (94%) of the 1,265,000 ha of 506 central forest reserves from illegal activities, including encroachment, 10,070 ha of forests with varied and/or wide range of assorted tree species were established. Under a tree planting campaign known as the Running Out of Trees (ROOTS) programme, the Government is distributing tree seedlings to increase the country's forest cover. Initiatives are also being undertaken to protect wetlands, including developing and implementing transboundary wetlands management plans to support gazettement and demarcation of existing wetlands.

The Government has instilled the protection of rangelands and mountain ecosystems for effective restoration and proper land use mechanisms.

Uganda embarked on a 10-year journey to implement the Least Developed Countries Initiative on Effective Adaptation and Resilience (LIFE-AR). The LIFE-AR programme aims to strengthen the LDCs' in-country institutions, capabilities, and systems to deliver climate resilience over the long term, which is in line with country priorities. Under the leadership of the Ministry of Water and Environment, and with support from other key MDAs, Uganda selected the Devolved Climate Finance Mechanism (DCF) as the driving vehicle to implement the LIFE-AR and specifically deliver 70% of climate finance for locally prioritized climate adaptation investments.

The Government is an active member and participant in global efforts to mitigate climate change challenges and has ratified global and regional agreements such as the UN Framework Convention on Climate Change, Kyoto Protocol, UN Convention on Biological Diversity, the Convention to Combat Desertification and Montreal Protocol. It is also a party to several relevant regional treaties on climate change.

The Government has integrated environmental and natural resources management, adaptation, and mitigation of climate change in its National Development Framework. Such measures include the restoration of degraded fragile ecosystems and the promotion of climate actions for ecosystem and society resilience (adaptation measures), emission reduction (mitigation measures), and disaster risk reduction and management.

Deliberate interventions have been introduced to restore and demarcate gazette wetlands, aiming to increase the country's wetland coverage to 12% by 2030.

Investments are continually made in environmental and natural management, as well as climate change adaption/mitigation measures. This has resulted in biodiversity accounting for US\$63.9 billion per year as part of Uganda's natural capital. For example, between 2016 and 2019, the forestry sub-sector contributed 3.5% of GDP per annum, wetlands continued to provide domestic water estimated at US\$34 million per annum, and rain-fed agriculture continued to account for 75% of employment (with women providing over 50% of labour). In 2017/18, mainly due to biodiversity conservation, tourism contributed US\$1.3 billion to national revenue, with a projected rise to US\$2.5-3.0 billion by 2025.

The Government has put in place frameworks for mitigation and adaptation to climate change. The Climate Act was enacted, and the development of the regulations to operationalise it is ongoing.

The Climate Change Vulnerability Index is being finalised to facilitate monitoring the effects of climate change.

There is an increased number of automatic weather stations at 201, covering more than three-quarters of the country. The goal is for every district to have an automatic weather station. This has greatly improved the accuracy of the weather forecast to about 77%.

Government investments in environment and natural resource management and climate change adaptation/mitigation have yielded positive economic contributions, such as tourism revenue and employment in the forestry and agriculture sectors. Tourism contributed US\$1.3 billion to national revenue in 2017/18, with a projected increase to US\$2.5-3.0 billion by 2025.

Key Areas of Attention and Next Steps

Key areas of attention will focus on addressing inadequate capacity to manage climate-related risks and enhancing adaptive capacities and resilience, inadequate financial resources devoted to climate change mitigation, and lack of awareness among the population about the risks of climate change and how to mitigate these risks. For example, people, especially the rural population, continue to degrade wetlands

and engage in poor land use practices that contribute to disasters like landslides and mudslides. Additionally, we shall focus on the limited uptake of weather and climate information due to the lack of established operational structures at LG levels, as the Uganda National Meteorological Authority uses intermediaries in the dissemination of weather and climate information, which sometimes distorts the released weather and climate information.

The Government will continue to:

- **Enhance enforcement of policies** that limit encroachment to wetlands and forests and other activities to promote environmental conservation. This will include strengthening the prosecution of environmental crime as well as strengthening stakeholder partnerships for forest conservation and livelihood improvement.
- **Increase awareness of the protection and conservation of the environment**, including climate change adaptation/mitigation measures.
- **Deliver increased training and capacity building of institutions** that promote climate action to improve Uganda's adaptive capacities and resilience. The focus will be on the development of effective institutional structures and frameworks to manage disasters and recovery backed with proactive investment in adaptation and mitigation measures.
- **Provide incentives to private natural forest owners** to keep the land under forest cover and private commercial plantation/tree investors to encourage large-scale tree planting.
- **Emphasise the need to improve supervision** at all levels of management consistently through regular field visits by range/plantation staff and the senior management team.
- **Complete re-opening of boundaries and re-demarcation of all critical ecosystems** in Uganda (forests, rivers banks, lakeshores, wetlands, hilly and mountainous areas) to ensure the security of tenure of these critical resources.
- **Enhance research efforts and innovation** to promote environment and natural resources management.

While the country has made progress in increasing access to clean energy and promoting sustainable land use, it remains vulnerable to climate change. To accelerate progress, the country should increase investment in renewable energy sources and energy efficiency measures, enhance climate information and early warning systems, promote sustainable land use and forest conservation practices, strengthen domestic resource mobilisation to reduce dependence on external aid, and raise public awareness and engagement to support community-led climate action.

A male respondent from the academia in Kampala



© Uganda Tourism Board



Life Below Water

Situation

Uganda is a landlocked country that has 33,926 square kilometres of open water and 7,674 square kilometres of permanent swamp³⁵. Open freshwater sources like rivers, lakes, streams, and swamps cover 15.3% of Uganda's land area. There are 66 cubic kilometres of renewable water resources in the country. Lake Victoria is the largest and most economically significant of the national fisheries. Aside from the River Nile and the large lakes George, Edward, Albert, and Kyoga, the annual national catch also comes from a lot of smaller lakes, swamps, and streams.

Uganda adheres to international, continental, and regional guidelines for sustainable commercial aquaculture development, trade, and aquatic animal health in alignment with the SDGs. As a member of the World Trade Organisation (WTO), it ascribes to the principles of accessing markets by ensuring its agricultural products are safe for human consumption and would not have any negative impact on the health of humans, plants or animals at the destination of products³⁶.

Uganda's fisheries play a significant role in providing food, supporting livelihoods, boosting local economies, and contributing to exports. Approximately 1.0 to 1.5 million Ugandans work directly in capture fisheries, while an additional 5,000 individuals are involved in the industrial processing fisheries sector³⁷. Sustainable fisheries are a proportion of GDP in small island developing states, least developed countries, and all countries. The fishing industry further contributes 3% to the national GDP and 12% to the agricultural sector GDP³⁸.

Regarding the level of implementation of international instruments meant to stop illegal, unreported, and unregulated fishing, statistics show that different policies are making progress. For example, the Fisheries



© Uganda Tourism Board

and Aquaculture Act of 2018 mandates that fishing boats and fishermen be licensed and registered for the conservation, capture, farming, rearing, processing, and marketing of fish. There is also the control and regulation of all fisheries and aquaculture, the control of operations and practices, as well as fishing tactics and fishing gear, the creation of a favourable climate for the equitable distribution of enhanced advantages from a more productive fishing industry, provisions for the Directorate of Fisheries to retain and use funds, and the formation and regulation of lake management organisations and landing site management units.

The country's sustainable fishery production was estimated to be 500,000 metric tons, but the country's current population of 41.6 million is growing at a 3.0% annual rate. As a result, the National Fisheries and Aquaculture Policy (NFAP) projected a one million-ton fish supply deficit, which was expected to progressively increase unless an alternative sustainable source of fish supply was identified.³⁹

In 2020, there was a decline in fish catch in the country, pointing to a reduction of fish stocks. The statistics from UBOS on the proportion of fish stocks within biologically sustainable levels indicate a decrease of 8.8% in the 2020/21 period, in contrast to a modest growth of 0.3% in the previous year.

Illegal fishing, destructive fishing practices, and over-fishing have had substantial negative effects on fish stocks in recent years. Approximately 40% of large species captured in Lake Victoria are immature. Additional perils encompass pollution and the introduction

³⁵ National Biodiversity Strategy and Action Plan 2015-2025

³⁶ Ibid pg 5

³⁷ WCMC-UNEP 2020 (<https://www.unep-wcmc.org/en/news/understanding-fisheries-in-uganda>)

³⁸ Uganda Revenue Authority, 2024

³⁹ AGT 2021 (<https://efaidnbmnnnibpcajpcglclefindmkaj/https://fisheries.go.ug/?dad=info&jc=file&id=72>)

of invasive species. Collectively, these pressures have huge implications for freshwater biodiversity and, by extension, food security, health and livelihoods in Uganda.⁴⁰ Thus; Uganda needs to promote sustainable use of its water resources through effective management.

Key Ongoing Initiatives to Achieve the Goal

The Government has placed a strong emphasis on enforcement and has actively encouraged the adoption of sustainable fishing practices in a bid to safeguard Uganda's aquatic environments by combating pollution and overfishing.

The Fisheries and Aquaculture Act 2022 was enacted to address the regulation and management of the fisheries sub-sector. The Act addresses issues such as overfishing; invasion of water bodies by aquatic weeds; limited support and investments in aquaculture; institutional challenges; excessive fishing pressure; destructive fishing malpractices; growth in illicit fish trade such as in immature fish; increasing local fish demand and decreasing per capita fish consumption.

To limit illegal fishing practices, an army fisheries protection unit was established and it is engaged in patrolling water bodies and monitoring fishing activities.

Uganda is an active member of the Clean Seas Campaign, which is dedicated to preventing the discharge of plastic water and marine litter into water bodies such as lakes and rivers.⁴¹

Environmental management of Lake Victoria and its basin is needed to control aquatic weeds, which impact fisheries' production and biodiversity.

The Government is providing technical assistance, training, and support to fish farmers, as well as enhancing infrastructure development for fish production.

Key Areas of Attention and Next Steps

Despite the efforts to conserve and protect marine life, the decline in fish catches and variety, particularly in Lake Victoria, poses a challenge to progress, partly because of overfishing and the practice of capturing young, immature fish. Overfishing, destructive fishing methods, and illegal fishing have had significant impacts on fish stocks. For instance, Lake Victoria

captures around 40% of immature large species before they can reproduce. Additionally, the country is experiencing a decline in wetland coverage, losing an estimated 846 km² annually, with a degradation rate 70 times higher than the restoration rate, reducing some species' fish catch. Poor water quality, pollution, invasive species, and weeds are all affecting production.

Increased fishing costs and the loss of livelihoods due to flooding and invasive aquatic weeds, particularly Kariba weed and water hyacinth, are causing damage to fishing gear, infrastructure for handling and processing infrastructure, and households. The capacity to regulate and enforce laws and guidelines on all water bodies is limited, which leads to the continued use of illegal, destructive gears that catch immature fish. Additionally, investment in fish farming is limited, resulting in high costs, limited access to high-quality fish seed and feed, and inadequate extension services. Capture and aquaculture production systems face challenges of high post-harvest losses and inadequate human, technological, and infrastructural capacity at all stages of the value chain, leading to low production and productivity overall. Finally, financing is needed to improve infrastructure at fish landing sites.

As a way forward, the Government will continue to:

- **Improve the Fisheries and Aquaculture Management Information System** to ensure effective and efficient collection, compilation, analysis, storage, and dissemination of information for planning, management, monitoring, and evaluation purposes.
- **Intensify efforts to restore degraded wetlands** and ecosystems, with the goal of increasing wetland coverage from the current 10.9% to 12% by 2030.
- **Enforce implementation of the legal and governance mechanisms** for sustainable wetlands management.
- **Focus on controlling invasive aquatic weeds** and pollution.
- **Intensify efforts to curb overfishing** and the capture of immature fish, which can lower fish productivity, by involving the army.
- **Avail resources to improve infrastructure** at the various landing sites.

⁴⁰ Ibid Pg 1

⁴¹ UNEP <https://www.unep.org/news-and-stories/press-release/uganda-joins-clean-seas-campaign-keep-plastic-pollution-out-its>



Life On Land

Situation

Uganda's natural environment resources, namely forests, water resources and wetlands, biodiversity, ecosystems and land, face increasing challenges, especially due to increased pressure from high population growth and economic activities and poor disposal of solid and liquid waste from industries and human settlements⁴².

Uganda has experienced a significant reduction in forestland cover, dropping from 24% in 1990 to 9.5% in 2015. The main cause of this decline was charcoal burning in woodland forests, particularly in northern Uganda. In response to this problem, the government has intensified efforts to address the loss of forest cover. These efforts include mass community tree planting, the promotion of climate-smart agriculture, and the encouragement of alternative biomass energy for cooking. In addition to these measures, the government has been investing in reforestation, protecting the remaining natural forests, and encouraging the use of non-timber forest products (NTFPs) to enhance livelihoods and strengthen community resilience. As a result, Uganda continues to make progress, with the current forest cover increasing from 9.5% in 2015 to the current 13.3% and on course to achieve 15% forest cover by 2026.

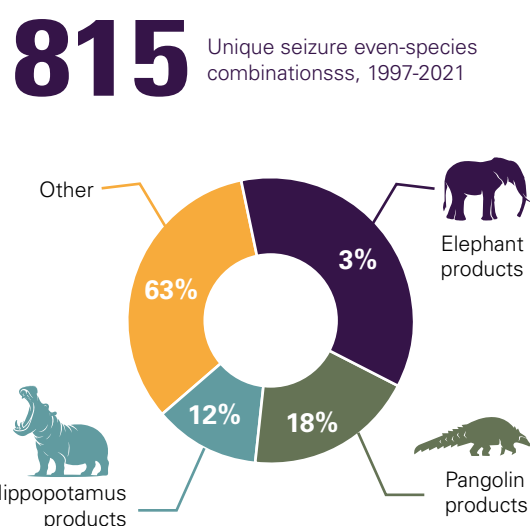
In relation to wildlife, Uganda, through the Uganda Wildlife Authority (UWA), aspires to secure the integrity of protected areas and biodiversity amidst the current pressures for land and natural resource exploitation. The Government seeks to manage wildlife and wildlife-protected regions sustainably, develop them economically, and conserve them in collaboration with neighbouring communities and other stakeholders to benefit Ugandans and the global community.⁴³

According to a risk assessment of the Uganda Wildlife Authority (UWA), despite a reduction in poaching



© Uganda Tourism Board

FIGURE 27: PROPORTION OF ANIMAL SEIZURES



Source: Policy Brief, *Illegal Wildlife Trade in Uganda, 2021*

incidents and improved handling of human-wildlife conflicts, the two remain some of the biggest threats to the sector. According to the Uganda 2021 policy brief, 644 poaching seizures occurred between 1997 and February 2021. Forty-two (42) of these seizures involved multiple species; as a result, data for 'unique seizure event-species combinations' were identified and compiled, totalling 815. Of these 96% occurred between January 1, 2011 and February 12, 2021. Throughout the database period, elephant goods accounted for 36% of seizures, followed by pangolin (19%) and hippopotamus.

⁴² National Forestry Authority Business Plan, 2017-21

⁴³ Uganda Wildlife Authority, Strategic Plan, 2025

Key Ongoing Initiatives to Achieve the Goal

Forests: Uganda has implemented significant initiatives to safeguard its biodiversity, encompassing efforts to restore and foster the sustainable utilisation of forests and wildlife. Furthermore, Uganda has made substantial advancements in tackling the difficulties presented by deforestation and land degradation, which pose significant risks to the nation's ecological systems, terrestrial resources and biodiversity.

Efforts have been directed towards the following areas: forestry research, education, and training, including the creation and implementation of tree improvement programmes; supply of high-quality tree seed and planting materials, including the creation of a seed certification scheme; promotion and intensification of tree growing on farms; restoration and conservation of natural forests, including the degraded and deforested forests in wildlife conservation areas and on private and communal lands; and institutional development and coordination within the forest sector.

Other initiatives include:

- Running out of Trees (ROOTS) campaign: An initiative established by the Government through the Ministry of Water and Environment, together with public and private partners, to restore Uganda's tree cover by 200 million trees over a five-year period until 2026. The target of this campaign is to plant 40 million trees each year, symbolising a tree for every Ugandan. The initiative will encompass 36,950 hectares comprising natural forest conservation and restoration of forest corridors for wildlife habitat conservation, private plantation establishment, and collaborative forest management.
- The Greening Uganda initiative focuses on mass tree planting in schools and communities, environmental education and environmental advocacy.
- Enactment and enforcement of the 2019 Wildlife Act which provides tougher and more deterrent penalties for wildlife crimes such as poaching and wildlife trafficking. The Act has also ensured that Uganda is no longer used as a source or transit for illegal wildlife trade in wildlife species and specimens.
- Infrastructure enhancements: Despite being linked to several adverse consequences, including habitat loss and fragmentation, increased poaching, wildfires, and littering that can transmit diseases to wildlife, the road network development, particu-

larly in conservation areas such as national parks, has not only contributed to a surge in tourism revenue but has also enhanced enforcement operations and reduced poaching.

- The instalment of 70 electric fences in hotspot areas has augmented other existing initiatives to reduce human-wildlife conflict.
- Establishment of a national database on wildlife conflict incidences and their magnitude.
- Development and implementation of conservation education and awareness plans to address conflict between wildlife and surrounding communities.

Key Areas of Attention and Next Steps

In the years to come, the focus will be on the reduction of biodiversity loss due to conflict and security concerns leading to the destruction of habitat, poaching, and illegal wildlife trade; inadequate resources to protect endangered species and their habitats; human-wildlife conflicts such as crop raiding by elephants; corruption that leads to the syphoning of funds intended for conservation; and land use pressures. We shall also strongly increase enforcement to protect against increased encroachment of wetlands and, finally, develop mechanisms for minimising loss and damage.

The Government will continue to:

- **Prioritise reforestation initiatives** through engaging local communities and the wider public to increase forest cover and promote sustainable land use practices.
- **Explore and promote alternative energy sources** to reduce the overreliance on biomass fuels and alleviate pressure on forests. There is a need to encourage the use of cleaner and more sustainable cooking technologies that contribute to preserving forest resources.
- **Strengthen the enforcement of existing laws and regulations** governing wetland protection and consider stricter penalties for illegal encroachment.
- **Provide increased funding** for conservation efforts and interventions
- **Incorporate biodiversity considerations** into policies related to agriculture, land management, and climate change.



Peace, Justice, and Strong Institutions



© Judiciary Uganda

The President of the Republic of Uganda, Yoweri Kaguta Museveni, poses for a photo with Judicial Officers and Ministers. To his immediate right is the current Chief Justice Hon Justice Alfonse Owiny-Dollo, to his second left is Hon Nobert Mao the Minister of Justice and Constitutional Affairs, to his immediate left is the former Chief Justice of Uganda Hon Justice Bart Magunda Katureebe.

Situation

Uganda is committed to promoting peace, justice, and strengthening institutions, with a particular focus on protecting human rights, reducing corruption, and financing, and ensuring the independence and effectiveness of institutions responsible for dispensing justice, as well as upholding the rule of law and human rights. As a result, progress in fostering financial integrity and stability has been positive, resulting in its removal from the Financial Action Task Force's (FATF) grey list.

The number of victims of intentional homicide per 100,000 population, by sex and age, has fluctuated over time, increasing from 11.8% intentional homicides per 100,000 population in 2015 to 19.4% in 2016, then dropping to 12.2% in 2019 and later increasing to 12.5% in 2020, underpinning the stagnation in reduction of all forms of violence and related deaths everywhere (Uganda Police Force, 2020). Since 2015, male adults have committed more cases than female adults, while the trend for boys and girls under the age of 17 is nearly identical.

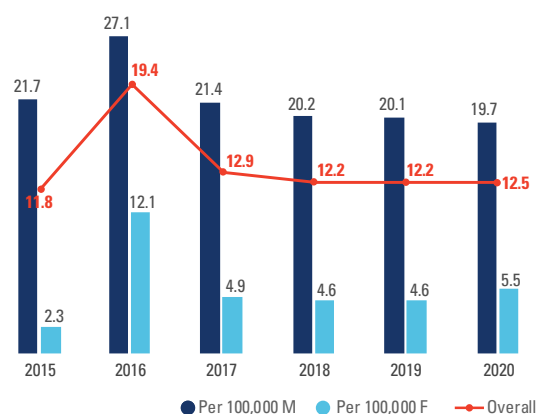
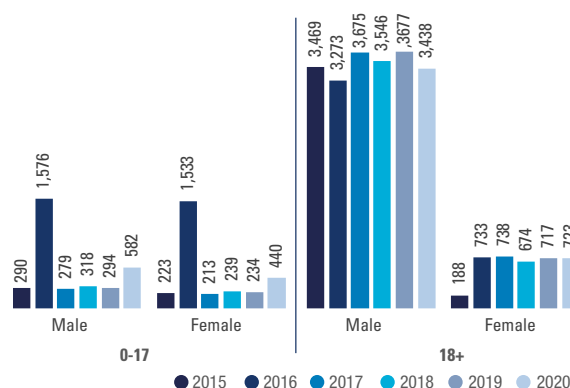
In 2023, a total of 4,248 cases (representing 1.9% of the total reported cases in the year) were due to homicides; compared to 4,043 cases reported in 2022, there was a 5.1% increase in homicide cases

registered countrywide. Out of the total homicides reported to the police, 1,204 cases were taken to court, 455 cases were not proceeded with, and 2,599 cases are still under inquiry. In terms of gender, more males compared to their female counterparts were homicide victims, even though a total of 4,366 persons were victims of homicide: 3,381 were male adults, 599 were female adults, 248 were male juveniles, and 138 were female juveniles. Moreover, the homicide rate among males above 18 years was at least four times higher than that of females⁴⁴. The major motives behind such killings include land wrangles, infidelity, people taking the law into their own hands, family misunderstandings, crimes of passion, and business rivalry.

Regarding human trafficking, the number of victims of human trafficking per 100,000 population has been increasing, from 283 in 2015 to 1,149 in 2021 (see Figure 30). However, over the same period, the number of human trafficking victims decreased in 2019. The reduction is in part attributed to the establishment of anti-trafficking-in-persons desks across borders and major entry and exit points, which resulted in increased vigilance and identification of victims and perpetrators (UPF, 2019). Most of the victims are nationals, and others are foreigners, especially from Rwanda, Somalia, and Eritrea.

44 Annual Police Crime Report 2023

FIGURE 28: NUMBER OF VICTIMS OF INTENTIONAL HOMICIDE PER 100,000 POPULATION, BY SEX AND AGE



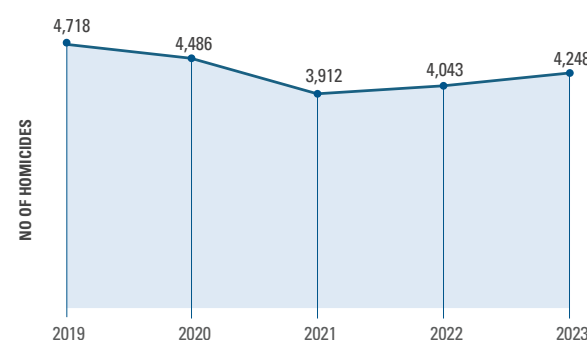
Source: Annual Police Crime Report, 2023

Remanded prisoners, as a percentage of the overall prison population, slightly declined from 55.1% in 2017 to 47.5% in 2022 (see Figure 32). This trend underpins the need for reforms to speed up trials, enforce time limits on pre-trial detention, and develop low-cost legal services in partnership with development partners, including civil society.

The **number of cases of sexual assault** stood at 14,693 in 2022. From 2015 to 2022, the number of sexual assault cases has fluctuated, with the highest number observed in 2018 (see Figure 32). However, the country has taken steps to stem the tide and hold offenders accountable

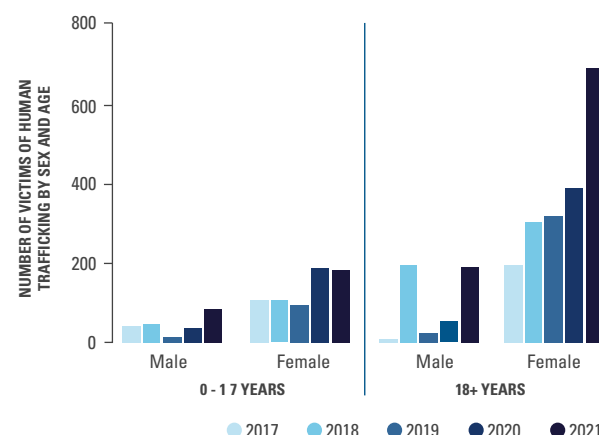
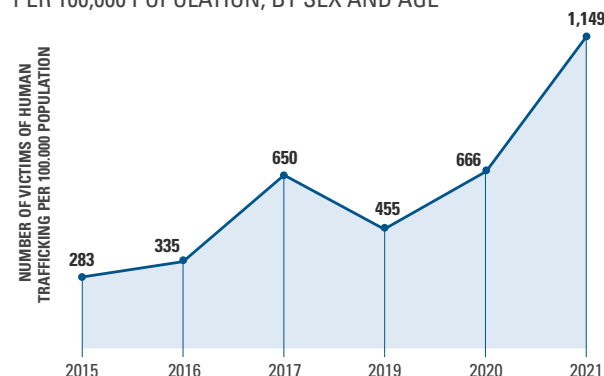
Government Corruption (Citizens' Perception): The Corruption Perception Index (CPI) is a proxy used to assess the level of Government corruption. Uganda's level of corruption perception is 26 against a global average of 44.5 (Transparency International, 2023). However, the recent Afrobarometer study reveals that nearly one in five Ugandans (18%) consider corruption to be one of the country's most significant problems that the Government should address. The proportion of citizens who consider corruption an urgent problem ranged from 3% in 2000 to 20% in 2017 (Afrobarometer, 2023).

FIGURE 29: HOMICIDE TRENDS, 2019-2023



Source: Annual Police Crime Report, 2023

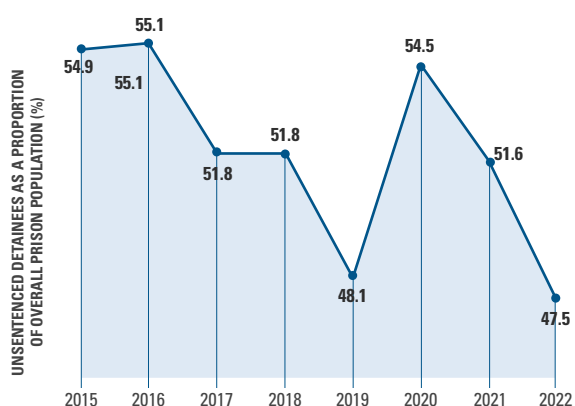
FIGURE 30: NUMBER OF VICTIMS OF HUMAN TRAFFICKING PER 100,000 POPULATION, BY SEX AND AGE



Source: Uganda Police Force Annual Crime Reports, 2015-2022

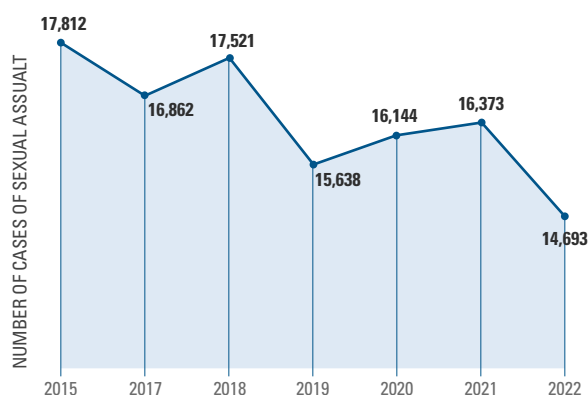
Uganda Bureau of Statistics (2017) supports the findings, confirming that 11% of respondents reported offering a bribe to the public security forces within the 12-month reference period, with a higher percentage of male respondents (15%) than female respondents (8%). Previous reports confirm that false or fraudulent accounting or false claims were the most reported forms of corruption, followed by bribery and favouritism (UBOS, 2021b). The findings demonstrate that strengthening the enforcement of laws on corruption, coupled with educating the public about the evils of corruption and the lack of effective protection and safeguards for whistle-blowers and other informants; remain critical factors in combating corruption.

FIGURE 31: TRENDS OF REMANDED PRISONERS 2015-2022



Source: Uganda Prisons Service Statistical Abstract, 2015-2022

FIGURE 32: NUMBER OF REPORTED CASES RELATED TO SEXUAL VIOLENCE

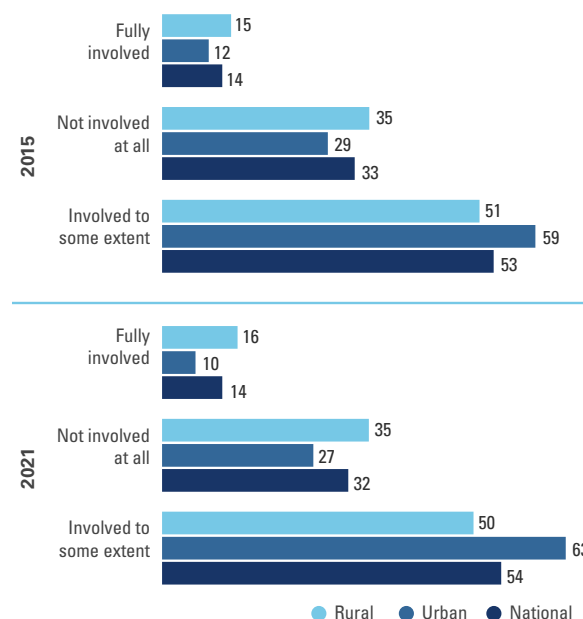


Source: Uganda Police Force Annual Crime Reports, 2015-2022

To ensure responsive, inclusive, participatory, and representative decision-making at all levels, between 2015 and 2021, there was a slight increase in the proportion of households involved in decision-making processes, with 15% and 35% of rural dwellers reporting full and partial involvement, respectively, compared to 16% and 35% in 2021. In 2015 and 2021, we observed a decline in the number of urban dwellers reporting full and partial involvement in decision-making (see Figure 33). There was an increase compared to 2015 and 2021. The findings show that the proportion of households not involved in decision-making increased by 4% from 59% in 2015 to 63% in 2021, while among rural dwellers it dropped by 1% from 51% in 2015 to 50% in 2021.

Regarding proportions of positions (by sex, age, persons with disabilities, and population groups) in public institutions (national and local legislatures, public service, and judiciary) compared to national distributions, Uganda has not yet achieved equal representation, a goal and a conduit for more just, peaceful societies.

FIGURE 33: POPULATION INVOLVEMENT IN DECISION-MAKING PROCESSES, 2015 AND 2021 (PERCENTAGE)



Source: National Service Delivery, 2021

Globally, women make up 46% of the public sector workforce but remain chronically underrepresented in leadership and some occupations (UN Women & UNDESA, 2022). Similarly, in Uganda, males continue to dominate in most positions in public institutions. Over the period 2015-2021, the proportion of female representation consistently lagged further behind that of male counterparts. As of 2021, 53.3% of males, compared to 46.7% of females, held public positions. The result indicates that females remain underrepresented, suggesting that public institutions are yet to achieve gender parity in public positions.

Key Ongoing Initiatives to Achieve the Goal

Uganda's anti-corruption agency, the Inspectorate of Government, is spearheading the implementation of various initiatives aimed at combating corruption. These include monitoring Government services, enhancing governance, promoting accountability, engaging with the private and international sectors, and implementing assessment programmes. Other initiatives involve raising awareness, building capacity, and contributing to international efforts.

The implementation of an Electronic Court Case Management Information System (ECCMS) is underway. The system is fully featured and automates all aspects of a case life cycle, from initial filing through disposition and appeal to each individual party for any case type. The system supports the following:

E-filing offers a public portal that allows users to electronically file documents, providing access to informa-

tion for all case types across all jurisdictions. Lawyers are able to file case documents electronically, reducing the burden of paperwork on the court system.

E-payment: online payment of fines, filing fees, and bail and deposit transactions using mobile money, Visa, and EFT, among others.

Mobile Phone Access: Ability to access case status via mobile phone and SMS. Litigants can easily access and follow up on all cases by way of a USSD.

E-Processing (case management online): This allows for paperless case management after a case has been filed, and it follows through the life cycle of a case, from mediation, automatic allocation of cases, hearings, delivery of judgement, execution, closure, and finally archiving of a case in the system.

Reporting/Analytics: Using simple drag and drop, you can deliver accurate reporting in a variety of forms, including lists, reports, cascades, charts, bubbles, and more.

Notifications: Parties receive notifications in three formats: SMS, email, and internal system notifications. These emerge from all the actions performed on their cases. Court staff also receive notifications when tasks are assigned to them.

Uganda has prioritised enhancing access to ICT. A fully-dedicated Ministry of ICT has been put in place, and a supporting technical agency, the National Information Technology Authority. The Government of Uganda has also incorporated ICT training at various education levels to enhance digital literacy and skills among citizens.

Support has been offered to the Uganda Human Rights Commission (UHRC) to ensure continuous monitoring of human rights.

Other approaches aimed at addressing delays in the administration of justice explored by the judicial system include mediation- aimed at assisting in the efficient and effective dispute resolution and disposal of cases at the commercial courts and the Court Case Administration System (CCAS)- an online system designed to enable judicial officers, process and manage cases in their courts. It provides real-time information on the case status, creation of High Court circuits, divisions and magisterial areas and case backlog programme- focused on stabilising and building the capacity of key players in the chain of criminal justice through the provision of equipment, training, and transport facilities, among others.

Implementation of the goAML system will enable the submission of financial reports, support the transparency of financial intelligence systems, and combat money laundering in Uganda.

Key Areas of Attention and Next Steps

The Government, non-state actors, the judiciary, and law enforcement agencies will continue their efforts to improve access to justice, legal services, and enforcement agencies, with a focus on strengthening institutions, fostering transparency, and protecting citizens' rights. Navigating the challenges and building on achievements is critical to guaranteeing justice and peace.

As a way forward the Government will continue to:

- **Harness the potential of big data**, given its agility in providing real-time information to address fast-evolving development challenges.
- **Prioritise human rights issues**, including reports of excessive use of force and arbitrary arrests, as a way of building public trust and ensuring the fair and just treatment of all citizens.
- **Support capacity building and training** on law enforcement to adapt to evolving crime patterns and challenges. Continuous professional development is crucial for law enforcers to stay abreast of emerging threats and maintain high standards of performance.
- **Promote public participation and civic engagement** by leveraging already-existing social dialogue platforms and creating new avenues for citizens to get involved in institutional processes.

.....
Uganda has made progress in achieving SDG 16, enhancing rule of law, justice access, and corruption combat, but still faces challenges in strengthening accountability, reducing violence, and strengthening democratic governance institutions for peace and stability.

A male respondent from Lira City
.....



Partnerships for the Goals



© KCCA

Heads of States and Heads of Agencies pose for a photo during the Third South Summit at Speke Resort Convention Center Munyonyo Uganda in January 2024.

Situation

Uganda has also made significant efforts to strengthen domestic resource mobilisation and improve domestic capacity for tax and other revenue collection.

The Government implemented the Domestic Revenue Mobilisation Strategy (2019-2024), which aims to increase the tax-to-GDP ratio from 14% to 18% by 2024/25. It also introduced measures to broaden the tax base, including the expansion of value added tax and income tax, strengthened tax administration through the Uganda Revenue Authority (URA), resulting in improved tax collection efficiency, implemented digital solutions, such as the Electronic Fiscal Devices (EFDs) and the Taxpayer Registration System (TRS), to enhance tax compliance and reduce evasion, and enhanced collaboration with international partners, including the African Tax Administration Forum (ATAF) and the Organization for Economic Cooperation and Development, to address tax evasion and illicit financial flows.

As a result, Uganda has seen a steady increase in tax revenue, with a growth rate of 12% per annum between 2015 and 2022, an improvement in tax-to-GDP ratio from 12.4% in 2015 to 14.5% in 2022, and a reduction in tax evasion and illicit financial flows, with an estimated revenue loss of UGX 1.4 trillion (approximately US\$ 400 million) in 2022, down from UGX 2.2 trillion (approximately US\$ 600 million) in 2015.

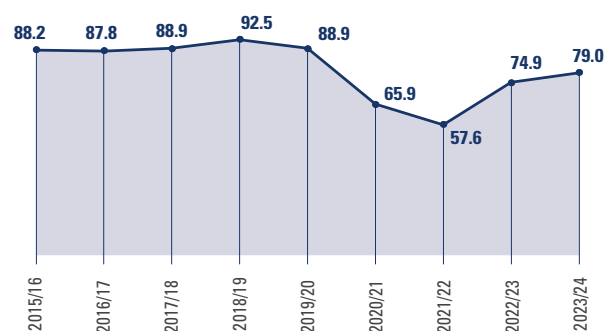
Uganda has been fostering partnerships among various stakeholders to mobilize resources, share knowledge, and implement joint initiatives to achieve the Sustainable Development Goals (SDGs). However, challenges remain in coordination, prioritization, and resource mobilization. The COVID-19 pandemic underscored the importance of strong partnerships in responding to crises. To reinforce the 2030 Agenda and advance SDG 17, Uganda needs enhanced coordination mechanisms, increased capacity building investment, and inclusive partnerships prioritizing vulnerable populations. Strengthening partnerships is crucial for addressing poverty, climate change, and health emergencies.

A male respondent from civil society in Lira

Finance

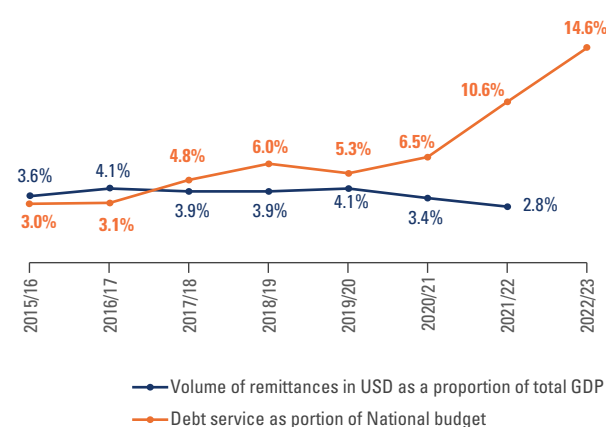
In the years leading up to the COVID-19 pandemic (2015/16–2019/20), Uganda primarily relied on domestic revenue to finance its budget. However, this trend changed significantly during the pandemic period (2020/21–2021/22). As the economy fully reopened and recovered from the socio-economic challenges caused by COVID-19 and other internal and external shocks, there has been a positive shift towards increased fiscal self-reliance.

FIGURE 34: PROPORTION OF BUDGET FUNDED BY DOMESTIC REVENUE (%)



Source: Public Investment Financing Strategy, 2022

FIGURE 35: SELECTED INTERNATIONAL FLOWS TO UGANDA:



Source: Public Investment Financing Strategy, 2022

Remittances have become increasingly vital as a global source of external financing, and Uganda relies on them as a net recipient. Despite demonstrating resilience before the pandemic, there was a noticeable decline due to the impact of the COVID-19 pandemic on the global economy and job security worldwide, leading to reduced remittance inflows from 2020. However, remittances are anticipated to gradually grow moderately, driven by slower global growth, before recovering as employment conditions in source countries improve.⁴⁵ However, the debt service as a proportion of exports of goods and services indicator has experienced a rapid increase, particularly after COVID-19 (see Figure 35). It surpassed 10% in 2021/22, reflecting the shift from concessional to non-concessional and private financing. Additionally, the Government of Uganda is currently taking steps to diversify its sources of financing and engage with a broader range of potential creditors, with a particular emphasis on obtaining concessional funding. This

approach is detailed in the Public Investment Finance Strategy, also referred to as the Uganda Indicative National Financing Framework (MOFPED, 2022b).

The Government developed the third Plan for National Statistical Development— a national framework for improving data, monitoring and accountability in Uganda, aligned with the NDP, 2030 Agenda, regional and global agendas, and involving other data producers in Government MDAs, LGs, the private sector, and CSOs. To augment this, the Ministry of Finance has a one-stop website for all macroeconomic indicators.⁴⁶

Trade investment and innovation

Furthermore, the Government of Uganda has created a favourable investment climate to attract foreign investment and support economic growth and sustainable development. It has earmarked investment opportunities in the areas of tourism, edible oils, pharmaceuticals, infrastructure, mineral value addition, information technology, and innovation for promotion. The goal is to pursue these opportunities through collaborations with the private sector and other stakeholders while also emphasising human capital development for sustainable growth.

Cooperation

Effective development cooperation remains important in supporting Uganda's long-term development. As such, the Government formulated the National Partnership Policy (NPP) to streamline its cooperation with other development actors. In recognition of the role of partnership in the achievement of the SDGs, the Government has initiated processes to revitalise the national partnership architecture in collaboration with development partners.

The NPP has been revived to regularise dialogue between state and non-state actors such as traditional development partners, non-traditional partners, civil society, and the private sector. In addition, the country is developing a joint accountability and results framework in line with the Global Partnership for Effective Development Cooperation (GPEDC) principles of Country Ownership, which focus on results, inclusiveness, transparency, and mutual accountability. As part of her commitment to effective partnership, Uganda has volunteered to participate in the 2024 GPEDC monitoring round to aid evidence-based decision-making in the management of development cooperation.

⁴⁵ The World Bank 2023, Uganda Economic Update

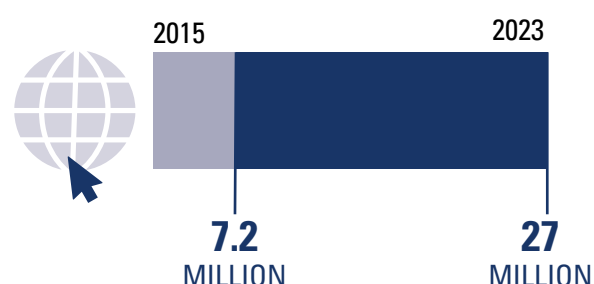
⁴⁶ <https://mepd.finance.go.ug/apps/macro-data-portal/>

While Uganda continues to benefit from technical assistance, including North-South and triangular cooperation, the country also is a lead provider and promoter of South-South cooperation, especially in peacekeeping and humanitarian aid. Additionally, Uganda held the presidency of South-South cooperation from 2016 to 2020. In 2023, Uganda hosted the 19th Summit of Heads of State and Government of the Non-Aligned Movement (NAM) and the G77+ China. The President of Uganda, His Excellency Yoweri Kaguta Museveni Tibuhabwe assumed the chairmanship of both movements for the next three years and one year, respectively. Another example of partnership-based initiatives is the preparation of a joint VNR report as a result of an understanding between the Government and partners.

Technology

Fixed and mobile internet broadband penetration rate (internet users per 100 people) stood at 59 per 100 Ugandans by 2023⁴⁷, marking a 40.4% growth since 2015. This growth is ascribed to the consistent rise in internet subscriptions, leading to increased access through mobile devices. The Government has made significant progress in improving internet connectivity at the district and parish levels. Currently, 85% of parishes have broadband connectivity (3G network population coverage). This surpasses the NDP III target of 74% and demonstrates positive progress in this area. The total number of internet users has grown by close to 20 million subscribers in eight years, i.e., an average of over two million subscribers per year (See Figure 36).

FIGURE 36: INTERNET USER GROWTH SINCE 2015



National Population and Housing Census

Uganda conducts a national population and housing census every ten years. The census provides the facts essential to government policymaking, planning, and administration. Decision-making facilitates the development of socio-economic policies, enhances the welfare of the population, and aids in the decision-making processes of the private sector. Population size and characteristics influence the location of businesses and services that satisfy the needs of the target population. Population censuses also constitute the principal source of records for use as a sampling frame for household surveys during the years between censuses, among others. Since 1911, six national censuses have been conducted, with the latest conducted in May 2024.

Key Areas of Attention and Next Steps

While progress has been made, Uganda continues to face challenges, including a limited tax base, high levels of informality, and inadequate tax administration capacity. Addressing these challenges remains a priority to ensure sustainable domestic resource mobilisation.

As a way forward the Government will:

- **Strengthen the implementation of policies** that attract foreign investment, encourage entrepreneurship, and support the growth of the private sector.
- **Accelerate the implementation of the different policy instruments**, including but limited to the public investment and financing strategy to enhance the capacity for domestic resource mobilisation, including using private financing and sustainable public borrowing.
- **Encourage innovation and technological collaboration**, promote research and development, foster innovation across various industries, and facilitate the transfer of technology and knowledge.
- **Establish a mechanism that facilitates regular Government-led dialogues** with development partners, private sector representatives, civil society, and other stakeholders to strengthen Government means to implement and reinvigorate global and national partnerships for sustainable development.

⁴⁷ Uganda Communications Commission, Market Performance Report 2023

CHAPTER 5

NEW AND EMERGING ISSUES

5.1 UGANDA REFUGEE RESPONSE

Over the years, Uganda has welcomed and hosted refugees from neighbouring countries, mainly South Sudan, DRC, Rwanda, Burundi, Somalia, and Sudan. A number of others have come from further away, with statistics indicating that Uganda hosts refugees from over 27 countries. Currently, the country hosts over 1.6 million refugees, the highest number in Africa. In 2023 alone, 99,052 refugees and asylum seekers arrived in Uganda, and a total of 245,811 persons have arrived since 2022. The huge number of refugees, combined with a relatively high population growth rate of 3%, puts pressure on the limited-service infrastructure, including health facilities, schools, and water and sanitation facilities in the host communities and settlements, currently in 12 districts of the country.

Refugee response activities in Uganda are coordinated at the highest political level, led by the OPM. The political will at the highest level has enabled Uganda to put in place a relatively conducive policy and legal environment that allows refugees to settle with host communities, access the available socio-economic services, and engage in income-generating activities, such as running businesses. The legal regime even allows refugees to own property. Some of the supporting policies and laws include the Refugee Act of 2006 and the Refugee Regulations of 2010. In addition, Uganda developed a Country Refugee Response Plan, which seeks to respond to refugee challenges during the period 2022-2025. In a holistic, comprehensive, and integrated manner, the Refugee Response Plan aims to achieve its strategic objectives, which include strengthening Uganda's asylum space, providing lifesaving assistance, improving access to public services, strengthening co-existence and self-reliance, and pursuing durable solutions.

In promoting and using an approach of peaceful co-existence between the host communities and the refugees, Uganda has attracted positive global attention and is used as a shining and inspirational example of providing a favourable refugee-hosting environment. Consequently, in 2023, Uganda was selected to convene the Global Refugee Forum (GRF) in recognition of her leadership in refugee management. This

forum enabled Uganda to attract more resources for refugee response and strategic programming in line with four areas that Uganda committed to: transition of services, taking action against climate change, increasing resilience and self-reliance, localising the response, and pursuing durable solutions.

Government efforts, along with the participation of humanitarian organisations and the provision of complementary resources by development partners, have resulted in remarkable achievements in refugee management. These achievements include increased refugee enrolment in schools, a reduction in child abuse through the active role of child protection committees, and a high level of community involvement. Gender-based violence cases have decreased, and the victims have been provided with psychosocial and livelihood support. Most service delivery facilities, including health centres and schools, hold accreditation from respective central Government ministries and agencies, indicating their eligibility for funding.

While Uganda has demonstrated a rosy picture of hosting refugees, the country faces numerous challenges. Crucially, the refugee communities have increased pressure on the limited national service delivery facilities, which they share with the host communities. As a result, some of the facilities have been continuously shut down. In addition, the influx of refugees has contributed significantly to environmental degradation in the host communities. For example, the refugees have engaged in rudimentary practices such as bush burning to open more land for cultivation, cutting down indigenous vegetation to build shelter, and using poor farming methods that have resulted in soil erosion. Furthermore, the funding for refugee intervention from development partners is now declining, which increases refugees' vulnerability due to inadequate food supplies and limited access to basic necessities like health services and scholastic materials.

The Government of Uganda's support is not sustainable in financing refugee interventions due to resource constraints and a multitude of competing expenditure priorities. Premised on the above, the Government

of Uganda will continue engaging the international community to advocate for peace in the neighbouring countries so that the refugees can return to their home countries. In tandem with this, the Government will persist in collaborating with development partners to fund refugee settlement activities that are in line with the development plans of the refugee host districts and clearly outlined in the overall NDP.

5.2 CLIMATE CHANGE

Uganda is a landlocked nation with substantial natural resources, including fertile soil, regular rainfall, and large mineral deposits of copper, cobalt, gold, and other minerals. However, over 80 percent of the population lives in rural areas and depends on rain-fed agriculture, which is vulnerable to the negative effects of climate change. The country's climate is a valuable natural resource that has a direct impact on other important resources like water, forests, agriculture, ecotourism, and wildlife. With the increase in extreme climate events like droughts and floods, the threat to Uganda's natural resources is real, which could lead to negative impacts on the country's social and economic development.

The impacts of climate change on Uganda's economy are far-reaching, affecting all sectors, and even spilling over into other countries. The country's economy is highly vulnerable to climate change because of its impact on critical sectors like agriculture, fisheries, water resources, forestry, energy, health, infrastructure, and settlements. The negative effects of climate change on these sectors hinder the efforts to reduce poverty and improve people's well-being and household incomes.

Uganda has committed to reducing its net greenhouse gas emissions by 24.7% below business-as-usual levels by 2030. This equates to an absolute reduction of 36.75 MtCO₂e. Notable contributors to the reduction include transport and waste, energy, agriculture, forestry, and Other Land Use (AFOLU), industrial processes and product use (IPPU), and other land use⁴⁸. The Energy Transition Plan, released at the COP28 climate summit in Dubai, sets out an ambitious yet feasible pathway to achieve universal energy access by the end of the decade and a peak in emissions by 2040.

The growing population, urbanization, industrialization, and technological advancements have contributed to a change in the composition of waste (NPA 2017). The bio-degradable organic waste contribution has been declining, while plastic and paper waste have been increasing. Wetlands are declining and degradation is increasing, with the main drivers being population explosion, expansion of land for agriculture, socio-economic pressures, and industrial development. To reach the country's target of universal access to cleaner cooking by 2030, Uganda would deploy more than 1 million cleaner cooking stoves each year this decade.

Furthermore, following the announcement of the final investment decision for Uganda's flagship oil and gas projects, which will deliver the first oil in 2025, the government is intentional in addressing questions and concerns around greenhouse gas emissions, climate change, energy transition, pollution, and social concerns about the planned oil and gas developments.

As part of the institutionalization of the different work frames, the adaptation component has been strengthened to expand priority sectors including adaptation and resilience, climate financing, climate security, energy, forests, land, and nature, inclusion, just transition, and transparency.

Uganda is one of the first countries to develop and launch an interactive monitoring, reporting, and verification (MRV) tool as commitment to measure progress towards achieving their climate goals.

During the planning of oil and gas infrastructure, the government mapped and avoided highly sensitive environments from the outset, and we acquired detailed environmental and socio-economic baseline data to facilitate monitoring of impacts from oil and gas operations.

Laws to address key issues from the oil and gas industry such as petroleum waste management, climate change, and oil spills have since been enacted. For example, the development of several tools has facilitated the monitoring and management of environmental and social issues arising from oil and gas activities. These include a Strategic Environmental Assessment (SEA) of the oil and gas activities in the Albertine Graben, which was approved by Cabinet.

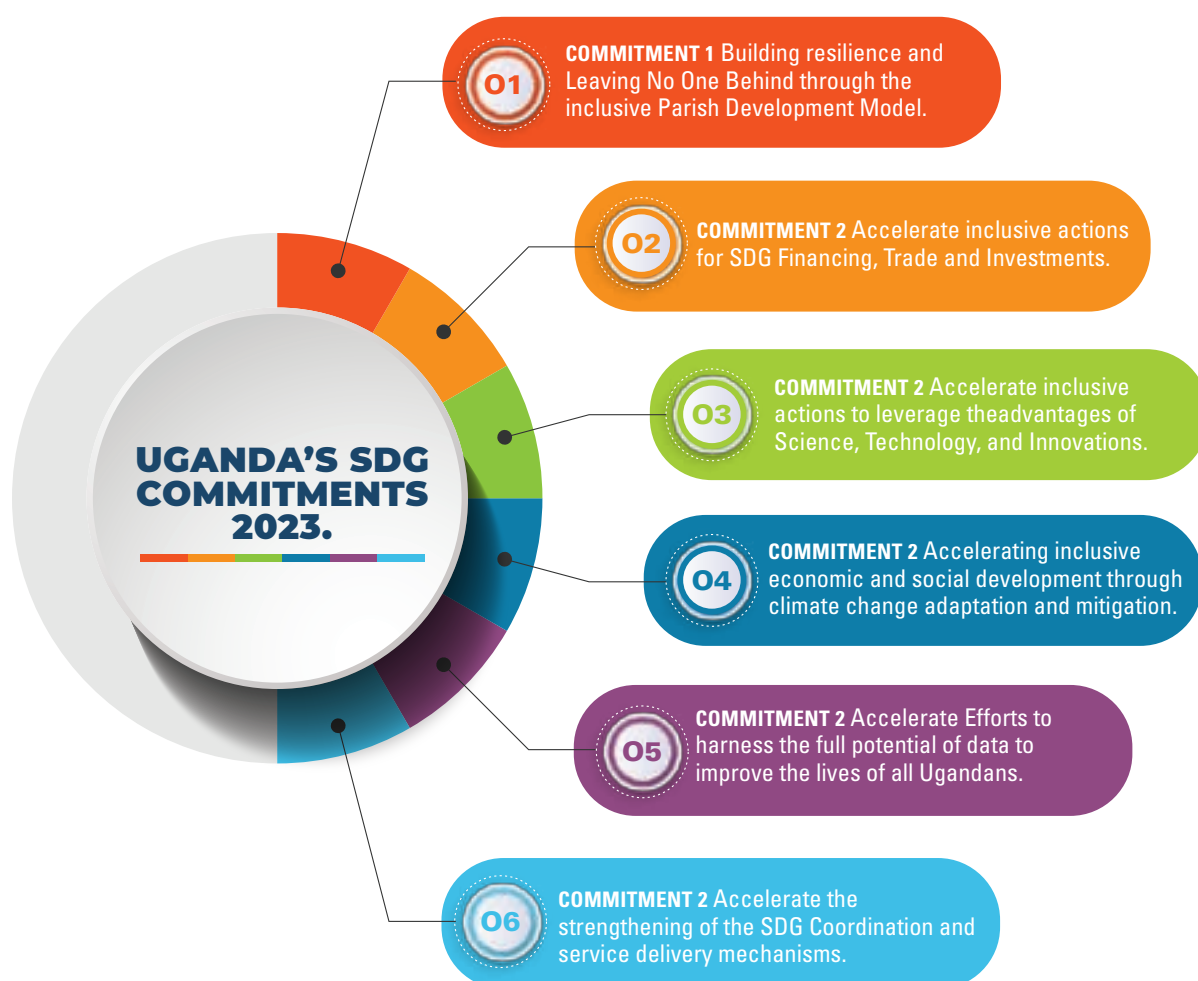
48 UNDP 2021 Climate Promise

CHAPTER 6

COMMITMENTS FOR SDG ACCELERATION AND TRANSFORMATION

6.1 THE SIX COMMITMENTS

Uganda's third VNR has been prepared at the halfway mark in SDG implementation, and as such, the Government of Uganda has focused on the following core areas to accelerate SDG implementation and cause social-economic transformation. At the 2023 UN SDG Summit held in New York in September 2023, Uganda presented six commitments for SDG acceleration and transformation, developed through a consultative process at national and sub-national levels. Investments in these six areas are expected to accelerate SDG implementation and cause socio-economic transformation among its people and communities. The SDG commitments include: (i) Accelerate the Leave No One Behind agenda through the inclusive Parish Development Model Implementation; (ii) Accelerate inclusive actions for trade financing and climate-smart investments; (iii) Accelerate inclusive actions to leverage the advantages of science, technology and innovation; (iv) Accelerate inclusive economic and social development through climate change adaptation and mitigation; (v) Accelerate efforts to harness the full potential of data to improve the lives of all Ugandans; and (vi) Accelerate strengthening SDG coordination and service delivery mechanisms.





COMMITMENT 1: BUILDING RESILIENCE AND LEAVING NO ONE BEHIND THROUGH THE INCLUSIVE PARISH DEVELOPMENT MODEL.

By 2030, the Government of Uganda is committed to creating wealth and jobs by moving households into a money economy. This is being achieved through the PDM to accelerate socio-economic transformation. The initiative emphasizes the “whole of Government” approach while also bringing state and non-state actors together to ensure increased production, processing and marketing, infrastructure, and service delivery at the community level, focused on-farm and off-farm. In FY2023/24, the Government deliberately increased investment in agriculture to foster food security and stabilise food supply chains by providing policy incentives to encourage value addition, supporting e-commerce’s central role, and expanding the country’s digital information infrastructure.

This approach organises and delivers public and private sector interventions for wealth creation and employment generation, using the parish as the economic unit for planning, budgeting, and service delivery. Therefore, each of the 10,459 parishes is a growth and service delivery unit. The PDM intends to increase incomes, improve quality of life and eradicate poverty at the household level through the modernisation of agriculture, value addition, industrialisation, improved services delivery and using modern communication, with a budgetary allocation of UGX 1,059 billion (US\$290 million) for the establishment phase roll out, an amount expected to triple over the next three years. The PDM supports the LNOB principle and envisages improved participation and benefits for all people, including women, youth, the elderly, persons with disabilities, and ethnic minorities. This commitment is expected to be a game changer in accelerating the country’s actions towards leaving no one behind by 2030.

.....

There is a need to develop a comprehensive and actionable implementation strategy with clear timelines, targets, and responsibilities at the national, regional, and local levels. To effectively implement the Parish Development Model, government officials, community leaders, and civil society organisations should receive training and capacity-building programmes on the principles and practices of inclusive development.

A youth male respondent from private sector in Kampala.

.....



COMMITMENT 2: ACCELERATE INCLUSIVE ACTIONS FOR SDG FINANCING, TRADE AND INVESTMENTS.

Like other African countries, Uganda is facing massive development financing gaps in the crucial decade of action in the wake of the current geopolitics and the COVID-19 pandemic that shifted the global financing landscape by exacerbating financing needs and challenges. At the same time, Uganda has several positive features underpinning its financial markets compared to many other African countries. It is one of the world’s most resilient and fastest-growing economies with strong macroeconomic fundamentals. It has a growing financial sector, supportive financial market regulation and large ambitions for green infrastructure. In this context, the Government of Uganda and its development partners, including private sector financial institutions, will continue to explore a completely new approach towards financing Uganda’s sustainable development.

With the implementation of the Integrated National Financing Framework as a means of mobilising resources globally and nationally to support sustainable development by the Ministry of Finance Planning and Economic Development, Uganda revisited the Domestic Resource Mobilisation Strategy and associated policies to take into consideration emerging realities like pandemics and effects of geopolitics.

.....

Uganda must adopt strategies to accelerate inclusive trade financing and climate-smart investments by 2030. These include comprehensive policies and regulatory frameworks, financial incentives, and capacity-building initiatives to enhance stakeholders’ skills in trade financing mechanisms and climate-smart investment opportunities.

A male respondent from Lira and member of civil society

.....

Furthermore, Uganda is finalising a framework to operationalize the carbon market mechanism and facilitate the mobilisation of international financing to implement the country’s commitment to climate change (as evidenced by the Nationally Determined Contributions) and drive low-carbon investments for the benefit of people and the environment. National capacities continue to be strengthened to take advantage of the provisions of Article 6 of the Paris Agreement, resulting in a significant inflow of international private financing for climate change adaptation and mitigation activities in the country. To support these efforts, Uganda commits to effectively harness the Nationally Determined Contribution (NDC) implementation and resource mobilisation plan, which provides a framework for the country to implement and mobilise resources for climate action.

Increasing access to energy is crucial for promoting socio-economic transformation and progress on the SDGs. A significant portion of Uganda’s population (66%) experiences multidimensional energy poverty. The majority of households rely on firewood (73%) and charcoal (21%) for cooking, which means that wood fuel usage accounts for 94% of cooking fuel in Uganda (UBOS, 2020). Uganda thus is exploring innovative business models and financial mechanisms to accelerate energy access and the clean energy transition.

The country is further pursuing a multifaceted approach under this commitment area, including boosting the internal market in Uganda through increased purchasing power as all homesteads join the money economy, supporting the expansion of the East Africa region, and promoting the African Common Free Trade Area and global markets through trade access agreements like AGOA and Chinese preferential access.

Uganda is determined to grow its trade portfolio and unlock new potential by capitalising on its competitive advantages. The Government is currently taking measures to reduce the cost of manufacturing by targeting cost pushers such as interest rates, transport costs, and electricity costs. This is achieved by funding the Uganda Development Bank to provide cheaper loans for manufacturing, agriculture, and services such as tourism and medical services.



COMMITMENT 3: ACCELERATE INCLUSIVE ACTIONS TO LEVERAGE THE ADVANTAGES OF SCIENCE, TECHNOLOGY, AND INNOVATIONS.

Cognizant of the crucial role of science, technology and innovation (STI), Uganda has recently launched the Digital Transformation Roadmap (DTR) 2023-2027. The roadmap sets a strong foundation upon which the country’s digital transformation will strengthen and accelerate the engagement and mobilisation of the public and private stakeholders with digital innovation and support them in scaling up. In addition to the DTR, Uganda has also developed a Big Data Strategy (BDS) to harness big data for socio-economic transformation. Data can be used to make wise judgments, maximise the allocated resources, and further the development objectives. The strategy offers a road map for implementing important measures that will promote the use of data across several sectors and programmes, including business, agriculture, education, and health.

Uganda continues to support academic institutions on innovation. The Makerere University Research and Innovations Fund (Mak-RIF) was established in 2019 to increase the local generation of translatable research and scalable innovations that address critical gaps necessary to drive Uganda’s development agenda. Additionally, the Presidential Initiative on Epidemics (PRESIDE) provided funding in FY 2020/21 for scientists to conduct studies on developing COVID-19 diagnostic test kits, medicines, and vaccines. As a result of this research and the Innovation Fund, the first clinical trial of a potentially highly effective medicinal product for treating COVID-19 patients was launched.

.....
There is a need for the government to invest in Science, Technology, Engineering, and Mathematics (STEM) education and vocational training programmes to equip the workforce with the necessary skills for inclusive development. This includes expanding access to quality education, promoting digital literacy, and providing hands-on training in emerging technologies. The government should also foster an innovation ecosystem to address social challenges, drive economic growth, and improve citizens’ well-being.
A male respondent from Arua
.....

As Uganda enters the second half of the SDG decade of action, it recognizes the crucial role that dynamic and energetic Ugandan scientists and entrepreneurs can play in achieving the SDG targets. To this end, all such individuals need to be involved as key actors in the operationalisation of the Ugandan National System of Innovation. With a robust science, technology, and innovation policy and a competent implementation strategy to accelerate technology-led growth and development in place to drive innovation and transform its economy, Uganda is committed to nurturing a culture of innovation among young people. Institutions at the forefront of deploying STI will work towards ensuring that the central focus of firms and entrepreneurs is to enhance awareness of the prime mandate of addressing societal needs and challenges for growth, development, and sustainability.



COMMITMENT 4: ACCELERATING INCLUSIVE ECONOMIC AND SOCIAL DEVELOPMENT THROUGH CLIMATE CHANGE ADAPTATION AND MITIGATION.

The threat of climate change affects all sectors of the economy, and its impacts go beyond national borders. The economy of Uganda is highly vulnerable to climate change due to its impacts on key sectors such as agriculture, fisheries, water resources, forestry, energy, health, infrastructure and settlements. The effect of climate change on these key sectors hampers efforts to reduce poverty and improve people’s well-being and household incomes. This necessitates policy actions to build climate change resilience and climate-compatible development through climate change adaptation and mitigation while at the same time promoting socio-economic development.

The Government of Uganda recognizes that policies aimed at adapting to climate change are crucial for the country, especially for rural communities that are economically vulnerable. The country is committed to achieving inclusive green growth, characterised by low emissions and an economic process that prioritises the effective and efficient use of human, natural, and physical resources. Furthermore, the Government is working to ensure that natural resources continue to be provided for present and future generations. A Green Growth Development Strategy (2017/18–2030/31) was thus developed as part of efforts to build climate resilience. This Strategy underscores the need for Uganda to reconsider its growth model to deliver inclusive economic and social outcomes while protecting the environment.

Uganda will continue to work to eliminate the key barriers to green growth that stem from limited awareness of the critical role of other stakeholders, such as private sector firms, industries, civil society, academia, and educational institutions. The Government is prioritising sectors and technologies to achieve the SDGs and meet its Nationally Determined Contributions, as defined by the UNFCCC. In the latter case, Uganda commits to reducing greenhouse gas emissions by 22% by 2030 through the implementation of mitigation and adaptation measures and technologies.

.....

For Uganda to achieve inclusive economic and social development, it is crucial to incorporate climate change considerations into national development plans and policies. Our focus should be on investing in climate-resilient infrastructure, sustainable agriculture, and renewable energy. It is critical to prioritize improving community resilience by implementing disaster risk reduction measures, adopting climate-smart practices, and promoting sustainable natural resource management. Collaboration between government, civil society, and the private sector is also crucial.

A male respondent from civil society in Rakai

.....



COMMITMENT 5: ACCELERATE EFFORTS TO HARNESS THE FULL POTENTIAL OF DATA TO IMPROVE THE LIVES OF ALL UGANDANS.

The use of evidence has been a long-standing practice by the Government of Uganda. Official statistics have helped shape public policies, national development plans, and decision-making. The availability of quality statistics has thus been identified as a success factor for development agendas. Uganda also recognises that data has an impact on people's daily lives and pervades the entire country's economic and social landscape. Access to new data sources and shifts in technology are influencing how we structure the collection of data at the country level to improve the well-being of Ugandans. As such, the Government has expanded the number of SDG indicators with data points from 41 in 2017 to the current 127.

As part of its efforts to accelerate SDG implementation, Uganda developed an action plan to produce more Tier I and II SDG indicators and completed the integration of the 127 SDG points into the National Standard Indicator Framework. A three-pronged approach to building a resilient data culture includes promoting a culture of data sharing and use by improving access to non-traditional data sources across the Government and its partners, reducing duplication of data collection efforts by supporting multi-sectoral engagements on data processes, and strengthening cross-government data flows has been adopted.

Additionally, Uganda is making efforts to equip public officials with the necessary skills to use data critically and effectively at leadership and technical levels. It also promotes data and information literacy among the general population by investing in education systems, high-quality communications, and information intermediaries. These initiatives will greatly contribute to enhancing data resilience and accelerating the country's progress towards achieving the targets set for SDG 2030.



COMMITMENT 6: ACCELERATE THE STRENGTHENING OF THE SDG COORDINATION AND SERVICE DELIVERY MECHANISMS.

The Government is working towards improving the quality of public services by fighting corruption and enhancing the accountability of institutions. The Government has prioritised several measures, including ensuring transparency, accountability, and anti-corruption measures across Government systems by implementing electronic Government in sectors such as procurement, health, education, and taxation. It also tracks and monitors the effective implementation of government programmes while strengthening the courts and case management systems through adequate staffing and digitisation. Additionally, they are implementing other covert and overt measures to fight against corruption.

Furthermore, the Government recognises the centrality and importance of principled partnerships and strong institutions in delivering the SDGs. Partnerships are crucial for delivering long-lasting impacts in Uganda since top-down, short-term, single-sector approaches cannot deliver the 2030 Agenda and the NDP. Participation in the Global Partnership's monitoring process, which allows us to report on progress towards more effective development cooperation efforts using the Agenda 2030 framework, is one such endeavour as we respond to a very complex and challenging global and local process.

The recent increase in the diversity of official development finance providers across the world, including the private sector, philanthropic foundations, and other innovative financing instruments like risk capital funds and bonds,

.....

Uganda should adopt several strategies to accelerate SDG coordination and service delivery by creating a centralized body, training officials, encouraging decentralized governance, partnering with the private sector, academia, and communities, using technology and data-driven approaches, and promoting public awareness through targeted communication campaigns and civic engagement. These strategies aim to avoid duplication and align efforts, ensuring effective implementation of the 2030 goals.

A male respondent civil society Lira

.....

among others, including southern providers, are leading to a more fragmented and complex global development cooperation landscape. Uganda has responded to this by establishing a National Partnership Dialogue Framework. Additionally, the South-South cooperation, in conjunction with political dialogue and financial aid, has facilitated numerous knowledge and expertise exchanges through various programmes, projects and initiatives that have helped solve specific problems in the countries of the Global South.

Uganda is actively engaging with all its partners through the National Partnership Dialogue Framework to implement the partnership principles outlined in the Busan Partnership Agreement via the National Partnership Policy. The National Partnership Forum is committed to maximising the effectiveness of all forms of cooperation for development for the shared benefit of people, planet, prosperity, and peace by adhering to four principles: (i) giving the country ownership over the development process; (ii) focusing on results; (iii) promoting inclusive development partnerships; and (iv) ensuring transparency and mutual accountability. These efforts will be accelerated to maintain political momentum around partnership and SDG implementation.

6.2 RECOMMENDED PATHWAYS TO REALISING THE SIX COMMITMENTS

To ensure effective implementation of these commitments, Uganda will continue to focus on the means of implementation: the mobilisation of financial resources, capacity-building and technology, as well as data and institutions. Pathways to accelerate the commitment realisation will require the following: :

- i. **Consideration and linkage of the commitments into the programme approach and the fourth National Development Plan.** The Government, through policy alignment, will support and promote policies and initiatives that contribute towards meeting the SDGs, emphasising the importance of policy coherence for comprehensive and integrated development. It will also orientate programme secretariats and key MDAs to ensure a clear understanding of the SDG commitments and foster a collaborative approach to their integration.
- ii. **Enhancement of national and local financing mechanisms for the commitments.** The Government will develop and implement an Integrated National Financing Framework that aligns with the SDG commitments. It will also continue to ensure the mobilisation of adequate resources and efficient allocation for sustainable development initiatives.
- iii. **Strengthening partnerships for SDG localisation and citizen participation.** The Government is establishing mechanisms to provide meaningful opportunities for stakeholders, including citizens, to actively participate in the planning, implementation, and review processes related to SDG commitments. Additionally, local communities and organisations are being supported and encouraged to make tangible contributions towards achieving the Goals, fostering public participation and ownership of the SDG agenda. It is also intentional to develop comprehensive communication strategies to raise awareness, enhance understanding, and popularise the SDGs, ensuring broad-based support and involvement.
- iv. **Monitoring and reporting by integration of SDG monitoring into the National Statistical indicator framework coordinated by Uganda Bureau of Statistics.** The integration of SDG monitoring mechanisms into the National Statistical Indicator (NSI) framework will ensure a robust and unified system for data collection, analysis, and reporting, strengthening administrative data systems. The Government also will enhance administrative data systems across MDAs, specifically for the PDM, to capture comprehensive LNOB data and monitor progress effectively. Additionally, the development and publication of an annual SDG progress report, consolidating achievements, challenges, and future priorities to track the trajectory of SDG commitments and conducting periodic voluntary national and local reviews to assess progress at the national and local levels, will facilitate international accountability and learning.

LIST OF CONTRIBUTORS

The VNR development process benefited from the inputs and guidance of various technical officers from both state and non-state actors including **Mr. Dunstan Balaba** the Permanent Secretary - Office of the Prime Minister for the overall leadership. **Dr. Albert Byamugisha** for the technical leadership and guidance to the VNR advisory committee, and **Mr. Pascal Byarugaba** for the technical supervision and coordination of the process.

CONSULTING TEAM:

Richard Muhumuza, Team Leader

Gerald Twijukye

THE VNR QUALITY ASSURANCE TEAM:

Asuman Guloba, National Planning Authority

Berocan Epiphany, Ministry of Finance Planning and Economic Development

Hadard Arinaitwe, Office of the Prime Minister

Ivan Biiza, Ministry of Water and Environment

Agnes Kitembo, UN Women

Simon Nseroko, UN RCO

Sarah Kaddu, Makerere University

Moses Muse Sichei, UNICEF Uganda

Chris Nkwatsibwe, NGO Forum

Thangavel Palanivel, UNDP

Onesmus Kansiime, Office of the Prime Minister

Jeannette Winner, UN Women

Francis Wasswa, UNDP

Kathryn Wilkes, UN RCO

Charles Edaku, Office of the Prime Minister

Racheal Mubeezi, UNDP

Elone A. Natumanya, GIZ

Irene Kagoya, World Vision

Scholastic Adong, UN Women

Steven Mawejje, UBOS

Ali Kakembo, UBOS

ADMINISTRATION AND LOGISTICS SUPPORT:

Jackline Arineitwe, Office of the Prime Minister

Sara Namutebi, Office of the Prime Minister




THE REPUBLIC OF UGANDA



SDG SECRETARIAT

OFFICE OF THE PRIME MINISTER

The SDG Secretariat
Office of the Prime Minister,
Level 3, Postel Building Clement Hill Road, Kampala
Email: sdg.ug-secretariat@opm.go.ug
Website: www.sdgs.opm.go.ug



THE GLOBAL GOALS

For Sustainable Development