



THE REPUBLIC OF UGANDA

OFFICE OF THE PRIME MINISTER



SDG SECRETARIAT

AN ASSESSMENT OF **LEAVING NO ONE BEHIND (LNOB)** IN DEVELOPMENT AND HUMANITARIAN CONTEXTS IN UGANDA



This publication has been made possible by the special support from the UN system in Uganda working in close collaboration with the SDG Secretariat at the Office of the Prime Minister. Special mention goes to UNFPA and UNAIDS Secretariat for the extra effort made to make this publication a reality.

Published by: SDG Secretariat, Office of the Prime Minister and UN WOMEN in Uganda

Ownership: Reproduction of this publication for educational, research or any other non-commercial purpose is authorized by the publishers provided the source is duly acknowledged. Publication for commercial purposes is prohibited without prior written permission from the publishers.

Preferred citation: SDG Secretariat Office of the Prime Minister and UN WOMEN in Uganda (2023)



THE REPUBLIC OF UGANDA



SDG SECRETARIAT

OFFICE OF THE PRIME MINISTER

AN ASSESSMENT OF LEAVING NO ONE BEHIND (LNOB) IN DEVELOPMENT AND HUMANITARIAN CONTEXTS IN UGANDA



Contents

<i>Abbreviations & Acronyms</i>	<i>iii</i>
<i>Foreword</i>	<i>iv</i>
<i>Message from the Country Representative, UN Women Uganda</i>	<i>v</i>
<i>Acknowledgments</i>	<i>vi</i>
<i>Executive Summary</i>	<i>vii</i>
CHAPTER 01	
INTRODUCTION	1
1.1. Background and Context	1
1.2. Government commitment to LNOB (Policies, Laws and Institutional arrangements of service delivery)	2
CHAPTER 02	
PURPOSE AND OBJECTIVES OF THE ASSESSMENT	3
2.1. Purpose	3
2.2. Specific Objectives	3
CHAPTER 03	
APPROACH AND METHODOLOGY	4
3.1. Assessment Approach	4
3.1.1. Conceptual meetings	4
3.1.2. Desk Review report	4
3.1.3. Draft 1 report	6
3.1.4. Primary data collection	6
3.2. Methodology	6
3.3. Limitations	7
CHAPTER 04	
RESULTS	8
4.1. Definition and identification of LNOB groups	8
4.1.1. Who has been Left behind?	9
4.1.2. Who is likely to be “left furthest behind”?	11
4.2. Perceived Factors Responsible for Inequality and Discrimination of Lnob Sub-Groups	11
4.2.1. People	12
4.2.2. Planet	31
4.2.3. Prosperity	39
4.2.4. Peace	48
4.2.5. Partnership	54
4.3. Setbacks Due to Impact of Shocks and the Most Affected Lnob Sub-groups	57
4.3.1. Climate change	57
4.3.2. Natural hazards and associated migratory displacement	57
4.3.3. Violence and Conflict	57
4.3.4. Health Emergencies	59
CHAPTER 05	
GOOD PRACTICES	60
CHAPTER 06	
CONCLUSION	63
ANNEXES	65

Abbreviations & Acronyms

CDC	Centre for Disease Control	NSDS	National Service Delivery Survey
CSOs	Civil Society Organisations	NURP	Northern Uganda Reconstruction Programme
DEC	District Executive Committee	NUSAF	Northern Uganda Social Action Fund
DLG	District Local Government	V N R	Voluntary National Review
DPs	Development Partners	OC CID	Officer in-Charge-Criminal Investigations Department
EOC	Equal Opportunities Commission	OPM	Office of the Prime Minister
EPRC	Economic Policy Research Centre	OWC	Operation Wealth Creation
FGDs	Focus Group Discussions	PEPFAR	Presidents Emergency Plan for AIDS Relief
FCS	Food Consumption Scores	PSF	Private Sector Working groups
HIV/AIDS	Human Immuno Virus/Anti Immune Deficiency Syndrome	PWDs	Persons with Disabilities
ICT	Information Communication Technology	PWGs	Programme Working Groups
ILO	International Labour Organisation	SAGE	Social Action Grant for the Elderly
IMO	International Migration Office	SDGs	Sustainable Development Goals
KII	Key Informant Interviews	SGPWD	Special grant for Persons with Disabilities
LCV	Local Council level 5	SoPs	Standard Operating Procedures
LDPG	Local Development Partners' Group	SSR	Students Stance Ratio
LNOB	Leaving No One Behind	SWOT	Strength Weaknesses Opportunities and Threats
MDAs	Ministries, Departments and Agencies	ToR	Terms of Reference
MoES	Ministry of Education and Sports	UAAU	Urban Authorities Association of Uganda
MoFPED	Ministry of Finance, Planning and Economic Development	UBOS	Uganda Bureau of Statistics
MGLSD	Ministry of Gender, Labour and Social Development	UN	United Nations
MLHUD	Ministry of Lands, Housing and Urban Development	UNICEF	United Nations Children Fund
MoLG	Ministry of Local Government	UNCT	United Nations Country Team
MWE	Ministry of Water and Environment	UNDP	United Nations Development Programme
MWT	Ministry of Works and Transport	UNHCR	United Nations High Commission for Refugees
NAADS	National Agricultural Advisory Services	UNHS	Uganda National Household Survey
NDP	National Development Plan	UNFPA	United Nations Population Fund
NEET	Not In Employment, Education, or Training	USE	Universal Secondary Education
NGO	Non-Government Organization	UWEP	Uganda Women Empowerment Programme
NPA	National Planning Authority		
NPF	National Partnership Forum Partnership Task Force		

Foreword



It is an honour to present this comprehensive assessment report which sheds light on the practical application of the United Nations “Leave No One Behind Programming” Principle. The Report underscores the need to Leave No One Behind (LNoB) in addressing the fragility and vulnerabilities that many sub-population groups in Uganda are faced with in the advancement of the development and humanitarian Agenda. This report, commissioned by the Office of the Prime Minister (OPM) through the National SDGs Secretariat and in collaboration with the UN Women Uganda Country Office, examines the fundamental principle of inclusivity and its correlation with service delivery, livelihoods and well-being in Uganda. It represents a significant milestone in the cooperation between the UN System and the Government of Uganda in understanding and addressing the challenges faced by marginalized and vulnerable populations in our Nation.

This endeavour is an ambitious intention to gain a deeper understanding of “who is left behind, where they are, in what they are left behind, why they are left behind, ramifications and pragmatic recommendations to ensure that no one is left behind.” This is in the pursuit of Economic Growth, Social Inclusion and Environmental Sustainability as Uganda fulfils its pledge to protect the Planet and its People, ensure Peace and Prosperity and build synergies through Partnerships. The report’s recommendations will undoubtedly play a pivotal role in placing the rights and well-being of LNoB sub-groups at the heart of development and humanitarian efforts in Uganda. Thus, implementing the unequivocal commitment to ensure that no individual or community is excluded from the benefits of development and humanitarian work.

Our journey towards inclusivity is not without challenges. Persistent inequalities, socio-economic disparities, geographic marginalization, climatic vagaries, violent conflicts, disease, epidemics and other systemic barriers continue to impede progress. However, it is precisely through reports like this, replete with data-driven insights and thoughtful recommendations, that we gain a clearer understanding of the factors hindering our collective advancement. Implementation of the recommendations will demand collective efforts by Government, Civil Society, Private Sector, Local Governments, United Nations and Development Partners and every person by internalizing the findings presented herein and utilizing them as a guiding framework for action.

I commend the dedication and hard work of all those involved in producing this report for their commitment to advance inclusivity.

Rt. Hon. Robinah Nabbanja
Prime Minister of the Republic of Uganda

Message from the Country Representative, UN Women Uganda



It is with great enthusiasm that we unveil the assessment report, which delves into the crucial topic of “Leaving No One Behind” (LNOB) within the context of development and humanitarian efforts in Uganda.

This comprehensive assessment has been undertaken in partnership with the Government of Uganda, reflecting our shared commitment to understanding and addressing the critical question of who is left behind in the pursuit of the Sustainable Development Goals (SDGs). The report sheds light on the challenges, barriers, and disparities faced by various marginalized groups and offers recommendations to place their rights at the center of all our endeavors.

The specific objectives of this assessment included identifying factors contributing to inequality and discrimination, inherent biases and exclusion practices, factors causing spatial isolation, governance and institutional frameworks affecting participation, and setbacks due to various shocks such as climate change, conflicts, health emergencies, and economic downturns. Ultimately, we aim to generate recommendations for the effective inclusion of LNOB sub-groups and the reduction of inequality and promotion of equity in the short, medium, and long term.

The report findings are organized under the five pillars, highlighting the progress made, gaps and constraints, and recommendations to address these challenges. We emphasize the importance of data collection and the need for strategic partnerships between Government, Development Partners, CSOs, and the Private Sector to ensure the inclusion of LNOB sub-groups. Additionally, this report underlines the critical role of addressing shocks, including climate change, violence, conflicts, and health emergencies, in alleviating the vulnerability of marginalized populations. We highlight good practices that emerged during the assessment, showcasing policy and legal reforms, data generation and dissemination efforts, and multi-stakeholder approaches as effective strategies for achieving inclusivity.

The report serves as a valuable resource for all stakeholders committed to ensuring that no one is left behind in Uganda’s development journey. With due acknowledgement to the unwavering support and leadership from UNRCO, UNDP, UNFPA and UNAIDS Secretariat Teams in Uganda. It is our hope that the recommendations and insights presented here will guide our collective efforts towards a more equitable and inclusive future for all.

A handwritten signature in black ink, appearing to read 'Dr. Paulina Chiwangu'.

Dr. Paulina Chiwangu
Country Representative, UN Women Uganda

Acknowledgments



This report was commissioned by the Office of the Prime Minister, through the SDG Secretariat, with financial and technical support from the United Nations led by UN Women in Uganda in partnership with the UN Country Team in Uganda. Special mention to UNFPA and UNAIDS for availing full time technical and additional financial resources to complete this assessment exercise.

Profound acknowledgment to the lead technical Consultant Cliff NuwaKora who supported this assessment; and lead co-facilitators, Albert Byamugisha and Pascal Byarugaba of the SDG Secretariat in the Office Prime Minister, and Mushabe Elizabeth of UN Women for providing the overall technical leadership and coordination to the production of this report. We appreciate the coordination efforts by the SDG Secretariat and technical support by SDG Technical Working Group Members that have been instrumental in ensuring that the delivery of

the SDGs benefit everyone in society. These include Ministry of Finance Planning and Economic Development (MoFPED), Ministry of Information and Communication Technology and National Guidance (MoICT & NG), National Planning Authority (NPA) and Uganda Bureau of Statistics (UBOS) and all the other Ministries, Departments and Agencies (MDAs).

Appreciation also goes to all major contributors to the data and analyses in this report especially members of the multi-institutional task team including Arineitwe Hadard, Jackline Arineitwe, Onesmus Kansiime, Stephen Mawejje, Ali Kakembo, Sarah Namutebi, and Ruth Namara from the Office of the Prime Minister; Priscilla Nabitaka from the Ministry Gender, Labour and Social Development; Vincent Operemo, Hussein Wanyaka, and Tom Mike Wambette from the National Planning Authority; Brenda Nabaasa, and Dorcus Nabukwasi from Uganda Bureau of Statistics; Racheal Damba from the Uganda National NGO Forum (UNNGOF), Simon Peter Nsereko from the UN Resident Coordinator's Office; Barry Olouch from UNFPA; and Agnes Kisembo, Emmanuel Achar and Allan Muhwezi from UN Women.

We thank all of these for their contributions and collaboration in producing the report, including during the public consultation and providing comments and feedback at various stages.

Appreciation is also extended to the District Local Government officials and LNOB Sub-groups that participated and contributed their views in the assessment that made this report a reality.

Dunstan Balaba
Permanent Secretary
Office of the Prime Minister

Executive Summary

This assessment report is about the extent of inclusion of the LNOB sub-groups in the development and humanitarian contexts in Uganda. The assessment was commissioned by the SDG Secretariat with Support from the UN Women Uganda Office. This LNOB assessment report is structured as follows: Chapter 1: Introduction and background; Chapter 2: Purpose and Objectives; Chapter 3: Approach and methodology; Chapter 4: Results presented under the five pillars-People, Planet, Prosperity, Peace and Partnership; Chapter 5: Good practices; Chapter 6: Conclusions and; Annexes (i) Terms of Reference, (ii) list of persons interviewed, (iii) Data collection tools - Key Informant Interview and FGD guides, (v) Photo gallery, (vi) Benet Petitions to the Government of Uganda.

The LNOB assessment is the result of the desire by the Government of Uganda (GoU) in partnership with UN Agencies led by UN Women, to conduct a comprehensive assessment to gain deeper understanding of “who is left behind” in the implementation of the SDGs. The recommendations that will help in placing LNOB sub-groups’ rights at the center of all its efforts, and how their well-being is grossly affected by humanitarian and rapid development work.



Specific Objectives include:

- i) Identifying and documenting the factors causing and reinforcing inequality and discrimination.
- ii) Identifying and documenting the inherent biases, exclusion practices, perceived attributes that lead to exclusion.
- iii) Identifying and documenting the factors accounting for spatial isolation, vulnerability, inferior and sometimes missing public services, and any other infrastructure gaps due to place of residence or geographical location.
- iv) Identifying and document governance and institutional frameworks that affect the participation of certain populations- the LNOB groups.
- v) Establishing any setbacks due to the impacts of climate change, natural hazards, violence, conflict, displacement, health emergencies, economic downturns, commodity and service price, or other shocks; and who is most affected.
- vi) Generating recommendations for the effective inclusion of LNOB sub-groups on how to reduce inequality and promote equity in the short, medium, and long terms.

The assessment geographical scope was a sample aligned to and guided by the UBOS sampling strategy of UNHS (2019/2020) survey from which 15 districts were selected namely Kisoro, Isingiro, Kasese, Kikuube, Yumbe, Kitgum, Kwanja, Kaabong, Kapelebyong, Bududa, Kween, Buyende, Nakasongola, Kalangala and Kampala.

The analysis was guided by the five LNOB intersecting factors prescribed by the UNDP framework that identifies who is likely to be left behind and why. These five intersecting factors include **geography, discrimination, social economic status, governance, shocks and fragility**, and provided valuable guidance in selecting areas and sub-groups of LNOB and their diversity.

The **methodology** deployed qualitative and quantitative techniques that included Key Informant Interviews, Focus Group Discussions and Observation guide tools, and statistical data generated from both primary and secondary sources.

Thematic and content methods of analysis were deployed for qualitative data while statistical methods of analysis were used to analyze the quantitative data. Triangulation of Data from quantitative and qualitative sources was done to ensure complementarity, validity and accuracy of data obtained from the various sources to produce this comprehensive LNOB assessment report.

PEOPLE



Under the PEOPLE pillar, the UN and member states are determined to end poverty and hunger, in all their forms and dimensions, and to ensure that all human beings can fulfill their potential in dignity and equality and in a healthy environment.



Affected LNOB sub-groups include Persons Living with HIV/AIDS, Rural and Urban Poor, Ethnic Minorities, Persons with Disabilities, Older Persons, Orphans and Vulnerable Children, Youth and Women, Refugees, IDPs, the Stateless Persons, Asylum Seekers, Teenage Mothers, Working Poor, Pregnant Women and Girls, Fisher Folk and Pastoral Communities.



The Progress so far registered in the inclusion of LNOB sub-groups is rolling out the Parish Development Model (PDM), Youth Livelihood Fund, Women Empowerment Programme, Disability Fund, Social Grant for Elderly, Early Childhood Development Programme (ECDP), Universal Primary Education (USE), Universal Secondary Education (USE) including affirmative actions such as higher education loan financing for the poor, the affirmative action of PWDs and 1.5 points addition for girls' entry into university amongst others. In addition are the the massive universal immunization coverage, reproductive health programming, HIV/AIDS prevention and treatment, public health outreaches and anti-malaria interventions such as indoor spraying and distribution of mosquito nets.

The gaps and constraining factors to inclusion of LNOB sub-groups include lack of data on the LNOB sub-groups that make it difficult for targeted programme interventions. Moreover, the Government of Uganda also continues to suffer revenue shortfalls thus limiting its ability to adequately provide for the needs of all LNOB sub-groups, especially assistive devices for school going children with disabilities, specialized medical treatment for elderly and disabled persons amongst others.

It is thus strategic and highly recommended that the Government of Uganda, Development Partners and Private partners should work hand in hand to raise the critical resources necessary for generating data on LNOB sub-groups. Secondly, critical partnerships should be forged and promoted with Development Partners, CSOs and the Private Sector as an effective way to ensure inclusion of LNOB sub-group populations, especially the vulnerable and those that live in remote and mountainous locations.

PLANET



The pillar actions are intended to protect the planet from degradation, including sustainable consumption and production, sustainably managing its natural resources and taking urgent action on climate change, so that it can support the needs of the present and future generations.



Under the Planet Pillar, the LNOB sub-groups that have been discriminated against include Refugees, Ethnic Minorities, Fisher Folk, Pastoral Communities, Slum Dwellers, Women, Rural and Urban poor, the Working Poor and hard to reach areas / communities, Women, Youth and persons with disabilities, Older Persons, Refugees, Migrants, Internally Displaced Persons and Slum dwellers.

Progress registered under the pillar is a marked increase in the proportion of the population with access to electricity recorded at 51% as of 2018, according to the UBOS Annual Statistical Abstract 2022, which is way above the NDP III target (35%) for 2021. The Government of Uganda has also amendment the PPDA Act 2021 on Government procurement to provide opportunities that will benefit LNOB sub-groups, especially the reservation scheme allocation of 30% for Women in the procurement of goods and services for Government entities.

The LNOB sub-groups, especially the ethnic Batwa minority, have also accessed opportunities for investment in Central Forest Reserves through collaborative forest management such as community eco-tourism development and bee keeping amongst others. This has strengthened exploitation of green economy / jobs opportunities by ethnic minorities.

However, gaps still exist because the majority of the population is not connected to the national grid, as evidenced from the UNHS 2019/2020 report which indicated that only 19% of the households were using electricity for lighting. In addition, the LNOB sub-groups lack awareness about the PPDA (Amendment) Act, 2021, particularly the reservation scheme intended to benefit the LNOB sub-groups especially Women.

It is therefore recommended that the Ministry of Energy and Mineral Development (MEMD) institutes measures to encourage the LNOB sub-groups to use clean energy, such as subsidies for use of clean energy, free connectivity and increased awareness on biogas usage. In addition, the National Environment Act, No. 5 2019 and the National Environment (wetlands, riverbanks and lake shores Management) Regulation 153-5 should be strictly enforced.

PROSPERITY



The pillar aims to ensure that all human beings can enjoy prosperous and fulfilling lives, and that economic, social and technological progress occurs in harmony with nature.



LNOB sub-groups left behind under this Pillar include Women, Youth, Girls, Older Persons, PWDs, Refugees, Ethnic Minorities, Fisher Folk, Pastoral Communities, Slum Dwellers and the Working Poor.



The progress on the delivery is that the pillar encompasses design and implementation of programmes specifically targeted at LNOB in order to improve service delivery and quality of life of the vulnerable groups, and such programs include Uganda Women Empowerment Programme (UWEP), Social Action Grant for the Elderly (SAGE), Youth Livelihood Programme, Special Grant for Persons with Disabilities (SGPWD) and the recent Parish Development Model (PDM) that targets 39% of the population for inclusion in cash economy. Despite the above in-roads, gaps exist such as, lack of adequate sensitization on how to benefit from the different Government programmes; lack of concrete data about LNOB sub-groups and ignorance about their rights due to low levels of education, restrictive infrastructure in transport and communication for LNOB sub-groups such as PWDs, Older Persons and Fisher clusters. Thus, the assessment strongly recommends that the Office of the Prime Minister, specifically the SDG Secretariat should strengthen efforts to implement, monitor, and co-ordinate interventions to enable inclusiveness in the prosperity agenda. Secondly, the Uganda Bureau of Statistics (UBOS) should strengthen production of the data for better planning, effective monitoring and evaluation of government programmes on prosperity.

PEACE



Uganda has governance and institutional frameworks (normative work) that promote peace justice, rule of law, peaceful and inclusive societies, and the decentralized governance policy has structures at national, sub national and community level. Uganda also has well-established institutions (Uganda Human Rights Commission and Equal Opportunities Commission). However, there is a limitation due to the weak institutional capacities to implement and monitor the progress of existing laws and frameworks. The LNOB sub-groups continue to have limited knowledge of the law and human rights, which hinders their access to peace and justice services. The assessment recommends that the SDG Secretariat under OPM should urgently address localization / domestication of SDG indicators to speak to the LNOB principle. Furthermore, the National Planning Authority (NPA) should enhance its urban authority planning mechanisms by ensuring inclusion of LNOB sub-groups in the governance, planning and implementation of urban development plans and strategies.

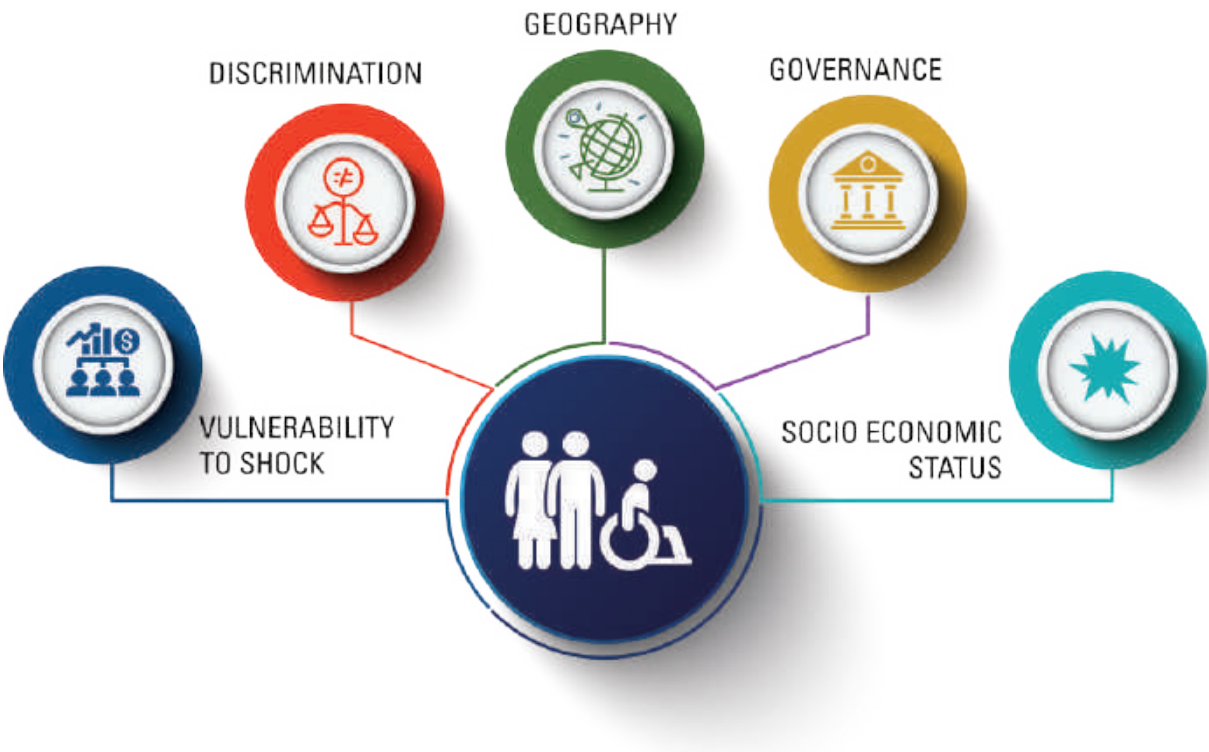
PARTNERSHIP



Under the Partnership pillar, the LNOB sub-groups excluded include the Working Poor, PWDs, Refugees, Migrants, Older Persons, Urban Poor and Youth.

The Government of Uganda subscribes to both the Nairobi Outcome document and the Fourth High-Level Forum on Aid Effectiveness in Busan (2011), which provide for partnership approaches to achieving SDGs. It has also put in place the liberalization policy and Digital Vision 2040, the Partnership Policy 2013 that has supported the creation of multi-stakeholder partnerships namely LDPG, PWGs, PSF and NGO.

However, the gaps are that partnerships tend to serve only as discussion groups with no binding actions on their membership, which renders it difficult for them to mutually agree on what priorities to direct resources that target LNOB sub-groups. There is need to forge strategic partnerships between the public and private sector, including industry leaders, technology providers, and international organizations to leverage their expertise and resources towards service delivery and capacity building of LNOBs sub-groups.



Shocks and their Impact on LNOB sub-groups

Climate change is a big threat to human well-being in Uganda and has been considered as a contributor to high levels of vulnerability of the LNOB sub-groups across their diversity. The MoFPED (2021) study noted that systemic shocks such as drought, animal and crop pests, diseases, storms, and the COVID-19 pandemic have had devastating effects on the vulnerable populations.

Violence and Conflicts

These continue to immensely contribute to LNOB sub-group isolation. For example, the areas that show very low performance in terms of key SDGs include the Karamoja sub-region whose poverty rate increased from 64.5 per cent in 2016/17 to 65.7 per cent in 2019/20. Also, the recent studies showed that Acholi had the sharpest increase in food poverty by 29 percent. Furthermore, Karamoja recorded the longest average distance of 5.4 kms to a public healthcare facility, the lowest number (16.4%) of 3-5 year olds attending school, of which 15.7 percent were female compared to 17.9 percent who were male.

Health Emergencies

The COVID-19 pandemic has worsened inequality in Uganda with those left behind prior to the COVID-19 pandemic suffering the most from the economic aftermath, such as loss of jobs. This outcome is disproportionately concentrated in predominantly female, low-wage service sectors and communities.

Good practices

The assessment noted the following as emerging good practices across all the SDGs:

- Policy and legal reforms to ensure LNOB Sub-groups are catered for at national and sub-national level, for example, the 1995 Constitution, Equal Opportunities Act, the third National Development Plan (NDP III) and the United Nations Sustainable Development Cooperation Framework (UNSCF).
- Data generation and dissemination about LNOB sub-groups to inform planning and programme intervention.
- Multi-stakeholder approach interventions that include Government, Development Partners, the Private Sector, CSOs and Communities to ensure inclusion and support of LNOB sub-groups.

Conclusions

The general conclusion is that despite the Government's efforts to ensure equity and equality in service delivery across all sectors, most of the LNOB sub-groups continue to suffer inequality and discrimination due to policy, legal and institutional dysfunction affecting their inclusion in the development and humanitarian contexts. Matters have been aggravated by the remoteness of their residents (refugees, ethnic minorities, pastoralist communities) and spatial isolation in the case of urban poor or slum dwellers. The high levels of vulnerability to shocks have worsened their predicament.

CHAPTER 01

INTRODUCTION



This assessment report is about the extent of inclusion of the LNOB sub-groups in the development and humanitarian contexts in Uganda. The assessment was commissioned by the SDG Secretariat of the Office of the Prime Minister with Support from the UN Women Uganda Office. The assessment report presents the results of findings from a comprehensive Desk Review of both published and unpublished relevant literature about the extent of inclusion of LNOB groups in development and humanitarian contexts in Uganda. The LNOB assessment was undertaken by **Cliff Bernard NUWAKORA – an Independent Consultant**. This LNOB assessment report is structured as follows: Chapter 1: Introduction and background; Chapter 2: Purpose and objectives; Chapter 3: Approach and methodology; Chapter 4: Results presented under the five pillars-People, Planet, Prosperity, Peace and Partnership; Chapter 5: Good practices; Chapter 6: Conclusions and; Annexes - (i) Terms of Reference, (ii) list of persons interviewed (iii) Data collection tools-Key Informant Interview and FGD guides (v) Photo gallery (vi) Benet Petitions to the Government of Uganda.

1.1. BACKGROUND AND CONTEXT

The assessment is a result of the desire by Government of Uganda (GoU) through a cabinet directive to Prime Minister's Office (SDG Secretariat) to conduct a comprehensive study on Leaving No One Behind (LNOB). Working in partnership with UN Agencies led by UN Women, the Government of Uganda conducted a comprehensive assessment to gain deeper understanding of who is "left behind" in the implementation of the SDGs. Leaving No One Behind is one of the UN principles in implementation of SDGs for ensuring the elimination of discrimination and the achievement of equality between women and men as partners and beneficiaries of development, human rights, humanitarian action and peace and security. Through this assessment, the Government of Uganda and UN Country Office proposed recommendations that will help in placing LNOB sub-groups rights at the center of all its efforts, while taking into consideration how their well-being is grossly affected by humanitarian and rapid development work.

Addressing the needs of people as presented in development and humanitarian action at every level requires an inclusive and deliberate response with emphasis on those most affected and those at risk of being left behind. UN Women and the entire UN System stays committed to the full realization of human rights, equity and equality of all people facing intersecting and gender-based forms of discrimination and exclusion. Translating the LNoB principle into action presents an opportunity for collaboration among Government and Non-Government actors

to address the biases and exclusion practices that affect those at risk of being left behind, as well as the factors that increase their risk and vulnerability including those that prevent them from realizing their rights to health, education, empowerment, inclusion, voice and meaningful participation.

Why adopt the principle of “Leaving No One Behind” and “reaching the furthest behind?”

To ensure effective implementation of the 2030 Agenda, all UN Member States including Uganda pledged to ensure that “No one will be left behind” and to “Endeavour to reach the furthest behind first.” Thus, to ensure the effective implementation of the SDG agenda all Member States were obliged to take action to end extreme poverty, curb inequalities, confront discrimination, while fast-tracking progress to reach the furthest behind first, hence “*Leave No One Behind*” emphasizing the critical distributional aspects of the global development agenda. The three mutually reinforcing “levers” identified as cornerstones that countries need to embrace include: 1) empower through civic engagement and voice; 2) enact through integrated, equity-focused SDG policies, interventions and budgets; and: 3) examine, through use of disaggregated and people-driven data and information¹

Thus, this LNOB assessment is intended to present evidence on available opportunities, factors that increase individual and collective exposure and risk of being left behind both in development and humanitarian contexts in Uganda.

1.2 GOVERNMENT COMMITMENT TO LNOB (POLICIES, LAWS AND INSTITUTIONAL ARRANGEMENTS OF SERVICE DELIVERY)

The Government of Uganda’s commitment to inclusion of all in the development agenda is enshrined in the Uganda Vision 2040 whose vision is “**A Transformed Ugandan Society from a Peasant to a Modern and Prosperous Country within 30 years**” (NPA, 2007). The Vision 2040 envisages development actions operationalized in six 5-year National Development Plans (NDPs); Sector Investment Plans (SIPs); Local Government Development Plans (LGDPs); Annual work plans; and Budgets.² To ensure “Leaving No One Behind” in the development agenda, the state recognizes the need to provide assistance to people who are vulnerable either by age, social class, location, disability, gender, disaster or do not earn any income.³

Furthermore, under the Vision 2040, the Government committed to ensuring that the Human Rights-Based Approach (HRBA) to development is integrated in policies, legislation, plans and programs. This approach was envisaged to strengthen the capacity of the duty bearers to respect, fulfill and protect human rights; and that of the rights holders to know, claim and realize their rights. Prioritization of interventions that respond to the needs of vulnerable and marginalized groups in society was also considered as a key guiding principle to ensure all benefit from the development interventions.⁴

The Government of Uganda also committed to have data on population regularly updated and a national identification system established to track the demographic changes. It also promised to take measures to ensure rights of Refugees, Migrants and Internally Displaced People (IDPs) are protected and strengthened. In addition, disaster mitigation and management measures were to be strengthened.⁵

The overarching legal framework is the 1995 constitution whose objectives and principles operationalized through various laws provide for inclusion of vulnerable groups in the development and humanitarian contexts. The laws provide for actions to empower Women, PWDs, Older Persons and Ethnic Minorities.

1 National Voluntary Review Report for Uganda 2020

2 Uganda Vision 2040

3 Ibid Page 93

4 Uganda Vision 2040 page 108

5 Ibid 2040 page108

CHAPTER 02

PURPOSE AND OBJECTIVES OF THE ASSESSMENT

2.1. PURPOSE

The purpose of the assignment is to conduct a comprehensive assessment to establish who is left behind in development and humanitarian contexts; and analyze the data using a multi-dimensional approach to zero down on who among those left behind faces severe and intersecting forms of vulnerability, and also establish who is left furthest behind and why.

2.2. SPECIFIC OBJECTIVES

1. Identify and document the factors causing and reinforcing inequality and discrimination.
2. Identify and document the inherent biases, exclusion practices, perceived attributes that lead to exclusion.
3. Identify and document the factors accounting for spatial isolation, vulnerability, inferior and sometimes missing public services, and any other infrastructure gaps due to place of residence or geographical location.
4. Identify and document governance and institutional frameworks that affect the participation of certain populations - the LNOB groups.
5. Establish any setbacks due to the impacts of climate change, natural hazards, violence, conflict, migration/displacement, health emergencies, economic downturns, commodity and service price, or other shocks; and who is most affected.
6. Generate recommendations by LNOB factor analyzed on how to reduce inequality and promote equity.



LEAVE NO ONE BEHIND

CHAPTER 03

APPROACH AND METHODOLOGY



3.1. ASSESSMENT APPROACH

3.1.1. Conceptual meetings

This LNOB assessment commenced with an entry meeting held at Fairway Hotel in December 2022. The entry meeting attended by various stakeholders (UN Agencies, MDAs, Academia, CSOs and the Private Sector) was intended to clearly understand the assessment parameters, targeting and model of analysis. This was followed by an inception meeting which discussed and refined the methodology including sampling and the tools. Conceptual meetings with the consultant led to refinement of the scope, sampling strategy and tools, and the operational definition of the LNOB sub-groups.

3.1.2. Desk Review report

Desk Review immediately followed the inception meetings and focused on the review of the existing literature about SDGs with a purpose of identifying indicators of the LNOB sub-groups, scope of the assessment and the extent of the discrimination in the development and humanitarian context in Uganda. The desk review report generated both quantitative and qualitative indicators of the assessment, and elaborated on the scope and LNOB sub-groups targeted.

Scope of the assessment

Content scope: This assessment covers and is in tandem with all 17 SDGs and was guided by the five LNOB intersecting factors prescribed by the UNDP framework that identifies who is likely to be left behind and why. These five intersecting factors include **geography, discrimination, social economic status, governance, shocks and fragility** and provided valuable guidance in selecting areas and subgroups of LNOB and their diversity. By diversity of the LNOB sub-groups, we understood it to mean men, women and youth (male and female) that live in both urban and rural areas, marginalised, displaced person, fisher folk, pastoral communities, migrants and refugees; conflict affected, and afflicted, affected and infected by pandemics such as Persons living with HIV/AIDS, Covid-19 and ethnic minorities. The furthest behind were identified as those that lay within the intersection of the five factors which rendered them likely to be left furthest behind in all spheres of the SDGs implementation agenda.

Geographical Scope: The assessment scope was national in coverage with a representative sample aligned to and guided by the UBOS sampling strategy of UNHS (2019/2020) survey that stratifies the four regions of Uganda into 15 statistical sub-regions. One district was selected from each statistical sub-region. Thus, in total, fifteen (15) districts were selected using a criteria of the worst performance indicators from the recent Uganda National Household Survey (UNHS) 2019/2020 and National Service Delivery Survey (NSDS 2021) report. *Table 1* below shows sub-regional distribution of sampled districts for this LNOB assessment as per UBOS sampling strata. Further guidance on geographical scope was derived from the Uganda SDG Progress Report 2021 (brings to light issues of rural / urban (rural / urban poverty rates, informal settlements in urban areas, food poverty) divide and cross-border matters, conflict and post conflict (Northern and Western Uganda) and the Equal Opportunities Commission report 2021 (State of equal opportunities access to social services among ethnic minorities, employment with a focus on persons with disabilities, state of equal opportunities among refugee host communities, status of equal opportunities on access in the health sector with focus on water sanitation and hygiene, energy sector with focus on rural electrification, and the education sector (BTNET)).

Sample of the districts selected is elaborated in table 1 indicating the sub-regions and districts sampled for the LNOB assessment.

Table 1: Sub-regional distribution of sampled districts as per UBOS sampling strata

SUB-REGION	DISTRICT
Kigezi	Kisoro
Ankole	Isingiro
Tooro	Kasese
Bunyoro	Kikuube
West Nile	Yumbe
Acholi	Kitgum
Lango	Kwania
Karamoja	Kaabong
Teso	Kapelebyong
Elgon	Bududa
Bukedi	Kween
Busoga	Buyende
Buganda North	Nakasongola
Buganda South	Kalangala
Kampala	Kampala

Furthermore, the UBOS sampling strategy as per UNHS 2019/2020 is spot on in taking into account the inequalities and vulnerability aspects, and mimics the development and humanitarian aspects of Uganda. Thus, the geographical scope for this assessment is aligned to and adopted from UBOS sampling strata which best reflects LNOB issues as per the Ugandan context and is also using the SDGs analytical framework (UNDP,9-18; 2018 & UN,12-47; 2022).

The selection of the Key Informants was purposive and targeted heads of District Local Government departments, CSOs and MDAs as well as UN Agencies. Overall, **71 Key Informant Interviews** were conducted at sub-national and national level.

For the FGD participants, the selection was also purposive, taking into account the categories of LNOB sub-groups identified during Desk Review. Overall, **26 FGDs** were conducted during the LNOB Assessment in the 15 districts.

3.1.3. Draft 1 report

The draft 1 report was a product of Desk Review, and its production entailed an in-depth analysis of the LNOB conceptual framework as propounded by the UN and UNDP as well as UNHS (2020), NSDS (2021), SDG Progress

Report (2021) and related reports. The draft 1 report presented an in-depth analysis of the factors contributing to and reinforcing discrimination of LNOB sub-groups along the 17 SDGs, governance and institutional frameworks, shocks and their impact, good practices and lessons learned, and recommendations. It also presented gaps that were bridged during primary data collection that was planned to be conducted after mid-May 2023.

3.1.4. Primary data collection

The primary data collection of the LNOB assessment was undertaken after Desk Review and was intended to provide in-depth qualitative and quantitative data to fill in the gaps in the draft 1 report. Tools deployed for collection of primary data were the Key Informant Interviews with UN Agencies, MDAs and District LGs and CSOs. Overall, 71 KIIs were conducted at national and sub-national level (See Annex ii). Twenty six (26) Focus groups were conducted with LNOB sub-groups in both rural and urban areas. Observations were also made, and photos of infrastructure, persons and activities taken to support, or documents were also consulted, especially District Development Plans from the District LGs visited and the Desk Review of published and grey literature data from UN Agencies and MDAs.

3.2 METHODOLOGY

The assessment deployed mixed methods. The assessment deployed qualitative methods and less quantitative methods. Qualitative methods were used to identify, capture and analyze data of LNOB sub-groups while quantitative methods were specifically used to capture and analyze statistical data generated from secondary sources. Statistical data generated presents the extent and magnitude of exclusion of LNOB sub-groups in relation to SDGs delivery.

Secondary sources – desk review of relevant documents

The consultant undertook an extensive in-depth Desk Review to mine and analyse data from published and grey literature on LNOB sourced from UN Agencies, Development Partners, Government MDAs and District Local Governments' development plans and online sources. A list of the documents reviewed is in the **references section**.

Data analysis

The data analysis process involved synthesis, consolidation, classification, summarising and interpretation of the findings and results. Thematic and content methods of analysis were deployed for this assessment because data was largely qualitative. The quantitative data was captured and analysed using common statistical approaches and presented in form of figures and statistical information on magnitude and trends in relation to extent of LNOB sub-groups in development and humanitarian interventions. Data from different document sources was triangulated with interviews to ensure validity and accuracy of data presented in the report.

Furthermore, the analysis was guided by a combination of **5Ps-People, Prosperity, Planet, Peace, Partnership** and how they have been influenced by the five LNOB factors namely governance, discrimination, shocks & fragility, social-economic status and vulnerability. It is important to note that issues of LNOB sub-groups in all their diversity were taken care of. The assessment committed to application of the human rights, vulnerability and non-discrimination lens in all sections and sub analyses while writing this Desk Review report. Triangulation of data from different sources was undertaken to ensure validation of data and provide nuances that affirm and reaffirm the assessment observations. Thus, both qualitative and quantitative data were triangulated and used to explain and provide trends in relation to LNOB sub-groups experiences in delivery of development and humanitarian interventions.

3.3. LIMITATIONS

The limitation of this LNOB assessment is that field data collection was carried out in (...) which is the busiest month of the financial year for Local Governments. Thus, key contact persons such as the District Planner and Chief Administrative Officers were found ever busy in meetings and could not have adequate time for exhaustive interviews with research assistants. However, they provided vital documents about programming in the district, especially the District Development Plans (DDPs). The DDPs provided detailed information about development programmes in lieu of interviews.

Desk Review sources of data were limited to available documents provided by UN Women, online sources and sourced through data mining process. Therefore, data gaps in detailed information and nuances and latest statistical data about LNOB sub-groups were limited but augmented with data from key informant interviews, focus group discussion and observation (pictures).

The commitment to *“Leaving No One Behind”* and *“Left Furthest Behind”* are not consistently mentioned in documents and reports reviewed during Desk Review. Different terms and definitions are used for LNOB sub-groups that are considered left behind and furthest behind. For these reasons, the assessment should be understood as a preliminary assessment and not an in-depth study of all the LNOB interventions delivered in all 17 SDGs.

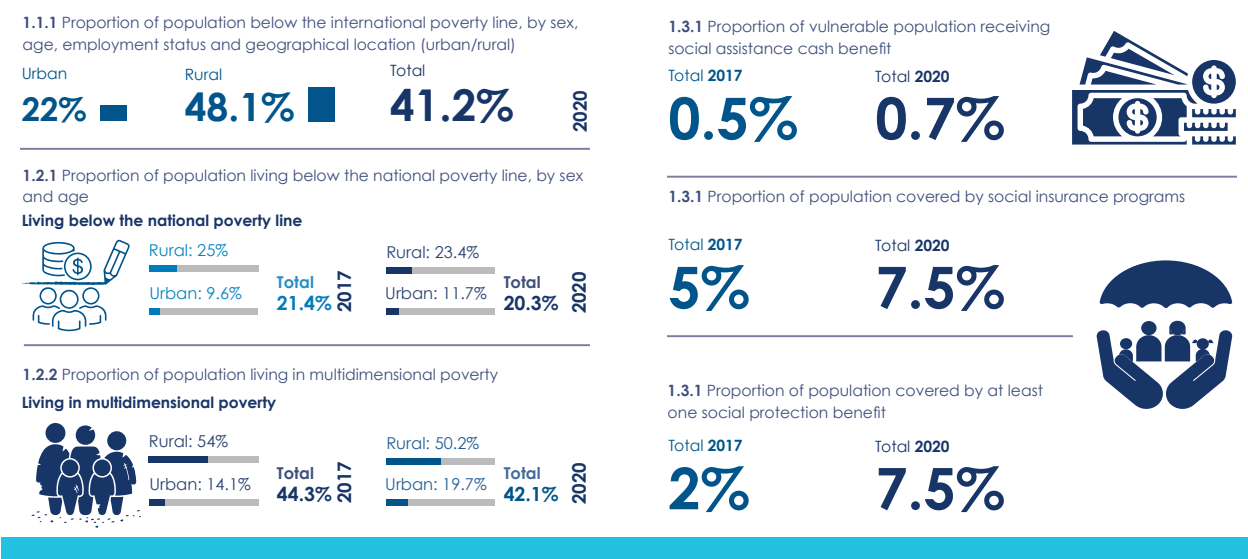
The justification of the LNOB assessment

This LNOB assessment has been undertaken amidst Uganda’s attempts to deal with the emerging development obstacles such as climate change (prolonged droughts, extensive floods that damage infrastructure such as bridges and schools), pandemics / epidemics (Covid-19, Ebola, and Marburg etc.) that have caused many human deaths, collapse of livelihoods and health delivery services, demographic changes (population pressure on land and associated poor conservation and low crop yields), intensity of conflicts related to migrant pastoral communities’ intrusions into agro and communal land (post conflict northern Uganda and Balalo and local farmers conflict) and governance challenges (poor representation, rigging of elections) threatening to derail the delivery of SDGs targets under the aegis of the principle of leaving no one behind.

The above challenges notwithstanding, there are emerging opportunities for enhancing *“Leaving No One Behind”* and its twin principle of *“Reaching the furthest behind”* with adoption of digital technologies that are very handy in supporting delivery of SDGs last mile such as e-learning during times of emergencies, e-commerce platforms such as Jumia, mobile money platforms and e-banking to enhance financial inclusion and e-health such as telemedicine. Thus, this LNOB assessment was intended to unravel the picture of available opportunities, issues of inequality and discrimination as well as recommendations for effective LNOB inclusion development and humanitarian interventions in Uganda.

CHAPTER 04

RESULTS



Introduction

“Leave No One Behind” (LNOB), and its twin promise to ‘Reach the Furthest behind First’ (RFBF), means prioritizing human dignity and ensuring the progress of the most marginalized communities first. It urges nations to address the structural causes of inequality and ensure realization of rights and access to services in areas where quick results are least likely, and visibility is lowest.⁶

4.1. DEFINITION AND IDENTIFICATION OF LNOB GROUPS

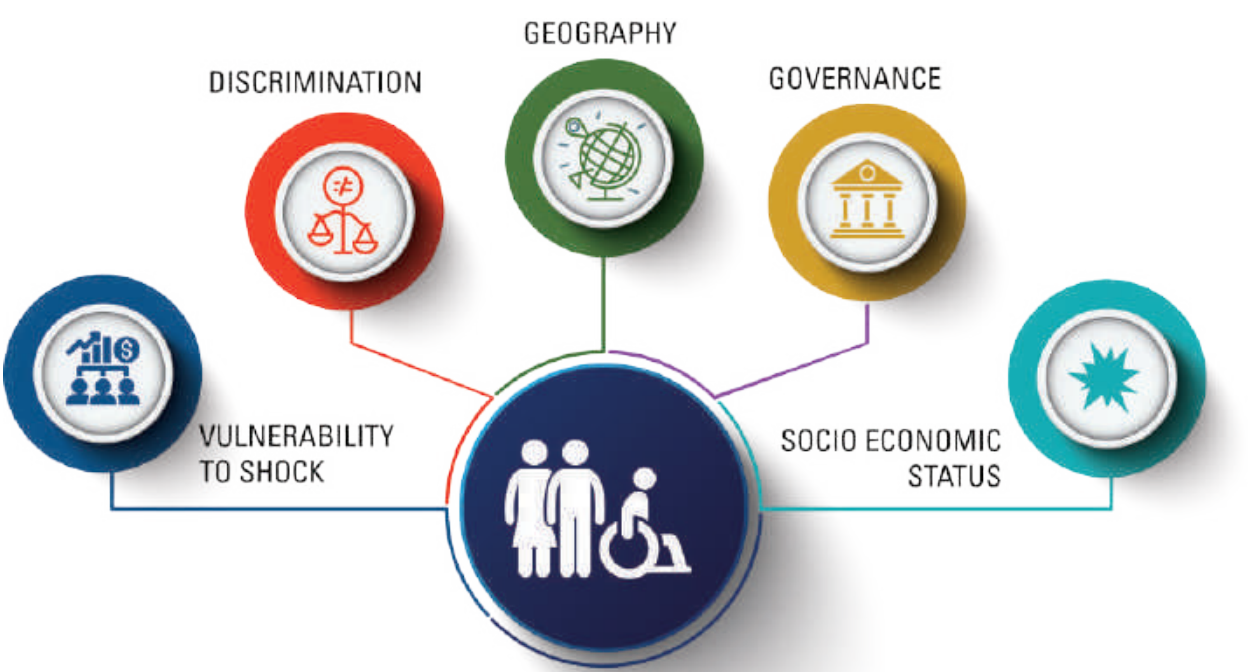


Figure 1: 5 Factors that increase the risk to be left behind (Source:UNDP 2018)

6 Formative evaluation of the integration by UNDP of the principles of Leaving No One Behind-IEO/UNDP December 2022

4.1.1. Who has been Left behind?

People get left behind when they lack the choices and opportunities to participate in and benefit from development progress. All persons living in extreme poverty can thus be considered 'left behind', as can those who endure disadvantages or deprivations that limit their choices and opportunities relative to others in society.⁷

Five factors have been used as shown in figure 1 to identify and describe who has been left behind in Uganda.

1. DISCRIMINATION:

On the basis of assumed or ascribed identity or status

Under this factor, documents reviewed, and interviews conducted during the LNOB assessment described discriminated LNOB sub-groups as persons that have suffered biases and exclusion or mistreatment based on their identity (ascribed or assumed), including prominently gender as well as ethnicity, age, class, disability, migratory status (Refugees, Migrants and IDPs etc.) Data from the interviews is also in agreement with document sources and one key informant described being left behind thus:

"Being left behind means not being fairly considered in distribution of resources, denied opportunity in decision making hence not benefiting from development projects that come" (KII-Bulambuli)

Key considerations were based on available data on SDGs outcomes & opportunities by sex, age, disability & social groups (as specified in the 2030 Agenda); and evidence and recommendations from international human rights mechanisms and national human rights institutions.

Under this factor, the assessment findings indicate that the LNOB sub-groups identified as having suffered discrimination in development and humanitarian interventions include:- Persons with Disabilities - 3.5% (2-4 years old), 7.5% (5-17 years), 16.5% (Adults)⁸, Older Persons - 3.7%⁹, Women and Girls - 51%¹⁰, Ethnic Minorities - 236,441¹¹ (Batwa, Ik, Benet etc) and Refugees - 1.5million Persons¹².

2. GEOGRAPHY:

Isolation, risk or exclusion due to location; includes environmental degradation, poor transport infrastructure, and limited access to technology. Interviews and documents reviewed revealed that people were left behind due to enduring isolation, vulnerability or inferior public services, transportation, internet or other infrastructure gaps due to their place of residence. Indeed, during one of the interviews, it was expressed as follows:

"Being Left furthest behind means having no access to services needed such as health, food, education and road infrastructure among others." (KII-Bulambuli)

Key considerations were on SDGs outcomes & opportunities broken down by sub-national locality; inequities in mobility related to transport & internet access. Such persons include the harder-to-reach who for some reasons, are disengaged by marginalization. These groups lack an active voice and place in society.

LNOB sub-groups identified during this assessment include: mountain communities - the Batwa (Kisoro and Bundibugyo Districts), Tepeth (Moroto District), Ik (Kaabong District), Benet (Kween District). The total population of the ethnic minorities is estimated at 236,441¹³, and nomadic / pastoralist communities (Karamoja region) at 23% (around 1 million people)¹⁴ and fisher communities (Fisher Folk 1.0 and 1.5million¹⁵) on major lakes and rivers in Uganda. They may be difficult to reach¹⁶ in delivery of critical services such as health, education, internet and energy.

7 UNDP Discussion Paper LNOB

8 UBOS: Uganda Functional Difficulties Survey 2017

9 UBOS: NPHC 2014

10 Ibid

11 Equal Opportunities Commission-2014

12 OPM: Refugee Statistics 2023

13 Equal Opportunities Commission-2014

14 www.penhannetwork.org accessed on 25th June, 2023

15 www.unep-wcmc.org accessed on 25th June, 2023

16 UNFPA (2020). Assessment of UNFPA performance in addressing the principle of leaving no one behind as part of the UNFPA Strategic Plan 2018–2021- December 2020-P.27

3. GOVERNANCE:

The assessment **consetrated on** identifying where and which people face disadvantage due to ineffective, unjust, unaccountable or unresponsive global, national and / or sub-national institutions; The people affected by inequitable, inadequate or unjust laws, policies, processes or budgets; People who were less likely or unable to gain influence or participate meaningfully in the decisions that impact them. The key considerations were the impact of laws, policies, taxes, budgets, formal and traditional practices by sub-population and locality (i.e. distributional impacts); ability to participate in Government, decision making and civic space.

The assessment evidence shows LNOB sub-groups identified were: the Ethnic Minorities (236,441¹⁷), Youth - 22.5 % (18-30 yrs)¹⁸; PwDs (3.5%), Older Persons (3.7%) and Refugees (1.5million persons¹⁹).

4. SOCIO-ECONOMIC STATUS: multi-dimensional poverty and inequalities

Evidence from the documents reviewed and interviews described persons left behind under these factors as persons that faced deprivation or disadvantages in terms of income, life expectancy and educational attainment; Persons that have minimal chances to stay healthy, be nourished and educated; Compete in the labour market; Acquire wealth and/or benefit from quality health care, clean water, sanitation, energy, social protection and financial services. In one of the interviews, it was reported thus.

“That population which is below the poverty line, which does not have access to clean and safe water, quality education, good accommodation, and cannot afford two meals in a day. Some of these include the Women, the Youth, and the PWDS.” (KII-Buyende district)

The key evidence under this factor were persons who suffered multi-dimensional poverty (Women, Men and Children; Gini co-efficient; Inequalities-weighted Human Development Index; SDGs outcomes and opportunities by income (and / or Multidimensional Poverty Index) quintile; and sources on informal and vulnerable employment.

The LNOB sub-groups identified include the Working Poor (35%)²⁰, Refugees (1.5million persons²¹), Older Persons (3.7%²²), PwDs (3.5%), Women and Girls (51%²³), Children (55% of the population below 18 years)²⁴, Youth (22.5%)²⁵ and Ethnic Minorities (236,441²⁶) and Persons affected by conflict (35.9% - Northern, 25.9% - Eastern²⁷) in Uganda.

5. VULNERABILITY TO SHOCKS: Includes conflict, climate and environmental

Under this factor, evidence is persons that are persistently vulnerable to shocks. The pointers identify persons who were more exposed and/or vulnerable to setbacks due to the impacts of climate change, natural hazards, violence, conflict, migration/displacement, health emergencies, economic downturns, price or other shocks. Key considerations taken into account were; The places or populations that endure more frequent and/or severe setbacks due to natural or environmental disasters, violence, crime or conflict, economic or other shocks.

The assessment identified such LNOB sub- groups to include: Refugees (1.5million persons²⁸), Ethnic Minorities (236,441²⁹), Persons living with HIV/AIDS (6.2%³⁰), the Urban Poor (7,024,210³¹) and the Working Poor (35%³²).

17 Equal Opportunities Commission-2014

18 UBOS: NPHC 2014

19 OPM: Refugee Statistics 2023

20 Danish Trade Union Development Agency- Uganda Labour Market Profile 2022/2023

21 OPM: Refugee Statistics 2023

22 UBOS: NPHC 2014

23 Ibid

24 Ibid

25 Ibid

26 EOC(2014).Equal Opportunities Commission-2014

27 UBOS-the second Uganda Annual Sustainable Development Goals conference -2023-Promoting inclusive national and continental delivery on the SDGs and Agenda 2063.

28 OPM: Refugee Statistics 2023

29 Equal Opportunities Commission-2014

30 Uganda Population –based HIV Impact Assessment 2016-2017-Summary Sheet: Preliminary findings

31 www.data.worldbank.org accessed on 29th June, 2023

32 Danish Trade Union Development Agency- Uganda Labour Market Profile 2022/2023

4.1.2. Who is likely to be “left furthest behind”?

“*Reaching the Furthest Behind First*” is the second part of the LNOB pledge. It obliges duty-bearers not only to make the invisible visible, and support the hard-to-reach, but to make this a priority.³³ Fulfilling this obligation requires the generation and disaggregation of additional data to ensure that all grounds of discrimination prohibited under international law, social norms and other causes of inequalities are identified and can be addressed. It also necessitates the political will to ensure access to services and the realisation of rights in areas where quick results are least likely and visibility is lowest. “*Reaching the Furthest behind First*” has received less attention by Member States and the International Community overall.³⁴

4.2. PERCEIVED FACTORS RESPONSIBLE FOR INEQUALITY AND DISCRIMINATION OF LNOB SUB-GROUPS

This section of the report discusses emerging issues on opportunities, perceived factors responsible for inequality and discrimination, good practices and lessons learned that aid and promote inclusion and exclusion of LNOB sub-groups in development and humanitarian contexts. It is now seven (7) years to the end of the Sustainable Development Goals targets but glaring gaps of exclusion due to inequality and discrimination remain issues of concern to the Government of Uganda. The inclusion and targeting of everyone especially the groups likely to be *left behind* and those *furthest behind* remains apparent. This assessment, therefore, is an attempt at identification and documentation of factors that continue to reinforce inequality and discrimination and lead to exclusion of LNOB sub-groups as far as meeting the 17 SDGs targets are concerned.

Under the SDGs commitments, all Member States are urged to take action to end extreme poverty, curb inequalities, confront discrimination, and fast-track progress to reach the furthest behind first. Thus Leave No One Behind emphasises the critical distributional aspects of the global development agenda. The three mutually reinforcing “levers” identified as cornerstones that countries need to embrace include: 1) empower through civic engagement and voice; 2) enact through integrated, equity-focused SDG policies, interventions and budgets; and: 3) examine, through use of disaggregated and people-driven data and information.³⁵

The above commitments are emphasised thus:

*“As we embark on this great collective journey, we pledge that no one will be left behind. Recognizing that the dignity of the human person is fundamental, we wish to see the Goals and Targets met for all nations and peoples and for all segments of society. And we will endeavour to reach the furthest behind first.” (2030 Agenda for Sustainable Development)*³⁶

The findings and analysis of this LNOB assessment are structured around the 5Ps. Under each of the 5Ps, a detailed discussion about each goal delivering on each P is presented demonstrating a holistic picture on the extent of inclusion of LNOB groups. The extent of inclusion is presented under available opportunities, perceived factors responsible for inequality and discrimination, good practices and lessons learnt, and recommendations for inclusion factors.

The analysis presented under each Pillar helps to identify key salient issues on the extent to which some groups of the population have been left behind or at risk of being left behind in development and humanitarian contexts in Uganda.

33 Formative evaluation of the integration by UNDP of the principles of Leaving No One Behind- IEO/UNDP December 2022

34 Ibid

35 Government of Uganda (2020). The Second Voluntary National Review Report on the Implementation of the 2030 Agenda for Sustainable Development

36 United Nations, Resolution adopted by the General Assembly, ‘Transforming our World: the 2030 Agenda for Sustainable Development’, A/RES/70/1, 25 September 2015.

4.2.1 PEOPLE



Under the PEOPLE pillar, the UN and Member States are determined to end poverty and hunger, in all their forms and dimensions, and to ensure that all human beings can fulfill their potential in dignity, equality and in a healthy environment.³⁷

Under this pillar, the LNOB sub-groups excluded include:

Persons living with HIV/AIDS, Rural and Urban Poor, Ethnic Minorities, Persons with Disabilities, Older Persons, Orphans and Vulnerable Children, Youth and Women, Refugees, IDPs, Migrants, the Stateless Persons, Asylum Seekers and Teenage Mothers, Working Poor, Pregnant Women and Girls, Fisher Folk and Pastoral Communities.

Progress/Ongoing efforts

The Government of Uganda has put in place a number of inclusive measures in policies, programmes and projects to improve the health and well-being in a manner that includes LNOB sub-groups. Key among these are; The Parish Development Model (PDM), Youth livelihood fund, Women Empowerment Programme, Disability Fund, Social Grant for Elderly, Early Childhood Development Programme (ECDP), Universal Primary Education (USE), Universal Secondary Education (USE) affirmative actions such as higher education loan financing for the poor, the affirmative action of PwDs and 1.5 points addition for girls entry into university among others. There have also been noticeable investments by the Government in form of universal immunization coverage, reproductive health programming, HIV/AIDS prevention and treatment and public health outreaches and anti-malaria interventions such as indoor spraying and distribution of mosquito nets amongst others.

In addition, the Government of Uganda has developed the National Digital Vision and strengthened its institutions to minimise the exclusion that could face segments of the population, particularly the vulnerable and marginalised.

Gaps/constraining factors

Lack of data on the LNOB sub-groups is a major challenge that makes it difficult to articulate and integrate effectively the needs of LNOB sub-groups and requirements in any of the programmes interventions. The Government of Uganda also continues to suffer revenue shortfalls thus limiting its ability to provide for all needs of LNOB sub-groups especially assistive devices for school going children with disabilities, specialized medical treatment for elderly and disabled persons amongst others.

Although policies are in place to encourage teenage mothers and pregnant girls to attend school, there are no existing structures (Physical and mode of implementation) to encourage their school attendance.

Strategic and high-level recommendations

- The Government of Uganda, Development Partners and Private Partners should work hand in hand to raise critical resources necessary for generating data on LNOB sub-groups on a regular basis to inform policy and programming right from grassroots to national level.
- There should be deliberate effort by the Government of Uganda to establish requisite partnerships with Development Partners, CSOs and the Private Sector as an effective way to provide for LNOB sub-group populations that are vulnerable and live in remote and mountainous locations.

³⁷ Transforming our World: The 2030 Agenda for Sustainable Development- A/RES/70/1



End Poverty in all its forms everywhere

Embodies all SDGs and aims to improve human wellbeing. Any country / community that makes significant progress in achieving the targets under this SDG imply that it is on its way to achieving all the 17 goal targets.

While Uganda continued to register moderate economic growth in recent years, poverty reduction has been slow. As at 2019/20, 20.3% of the population was living below the official poverty line. Nearly half of Ugandan households experience multi-dimensional poverty at 42.1%, more than double the percentage living in monetary poverty at 20.3%.

FACTORS CAUSING AND REINFORCING INEQUALITY (SDG SPECIFIC)

■ Limited economic opportunities

From the key informant interviews, two main issues affecting the LNoB sub vulnerable populations in poverty alleviation efforts were highlighted. For instance, the elderly face limited opportunities and exclusion, with existing programs like the elderly empowerment programme reaching only 21.62% of the eligible population. The costs associated with proving eligibility further exacerbate their exclusion. Persons with disabilities (PWDs) face both physical and social barriers, including inaccessible environments and societal prejudices that lead to their exclusion from government grants and programs like *Emyooga*. These gaps indicate systemic failures in addressing the needs of “Leaving No One Behind” (LNOB) sub-groups in poverty alleviation and social inclusion efforts.

One key informant observed thus:

“The programs designed for them also sometimes end up failing given their inability to move. They are not given the chance to choose their programs/enterprise for example PDM has selected enterprises. They should do what they can afford.”³⁸

■ Low inclusion and high illiteracy rates as well as geographical isolation continue to keep ethnic minorities in poverty

Ethnic minorities in Uganda face persistent inequality and discrimination, particularly in accessing poverty alleviation programs.³⁹ This marginalization is exacerbated by high illiteracy rates and language barriers, as information about such programs is often disseminated in

CASE STUDY

Persons with disability and extent of exclusion under SDG1

The persons with disabilities have difficulties in accessing opportunities in the labour market since they often have lower education levels leading to higher unemployment and generally lower incomes. Lower rates of labour market participation are one of the main pathways through which disability may lead to poverty, leading to further vulnerability among this category of LNOB sub-group. In addition, the disabled are usually left out due to community bias that they are not able to perform certain tasks as other people given their disability, making them a least preferred group during employment.

38 Key Informant Interview-Government Agency for disabilities-12th /06/2023

39 Equal Opportunities Annual Report 2021

the majority language. Even when some minorities manage to access this information, they are frequently denied opportunities due to perceived skills deficits linked to their traditional livelihoods, such as pastoralism and hunting-gathering. The affected communities include a wide range of ethnic groups, such as the Tepeth, Banyara, Batuku, Paluo (Chope), Babukusu, Banyabindi, Lendu, Basongora, Ik, Batwa, Bahehe, Dodoth, Ethur, Mening, Jie, Mvuba, Nyangia, Napore and Vonoma, benet- Mosopishek bakingwe and bagabo among others.⁴⁰

■ **Conflict and Climate related challenges have rendered the working poor lag behind in alleviation of poverty**

The interviews conducted and documents reviewed revealed that the working poor in the sub-regions of Acholi, Karamoja and Lango are still left behind in the realisation of SDG 1. Further analysis shows that the 3 sub-regions continue to suffer from the effects and affliction of the 20 year civil conflict for Acholi and Lango and the persistent cattle rustling and insecurity in Karamoja sub-region.⁴¹ The high dependency on subsistence farming and associated shocks of prolonged drought, locusts' invasions, animal and crop diseases contributed to high poverty levels in the three sub-regions.⁴²

■ **Exclusion based on identity categories with LNOB sub-groups the most affected**

Although the Government of Uganda has embarked on concerted efforts to alleviate poverty through programmes such as the Parish Development Model and *Emyooga* among others, exclusion in Uganda based on various identity categories or "vulnerable groups" still reigns. These groups include orphans and vulnerable children, persons with disabilities, unemployed youth, displaced persons, marginalized women, older persons, and ethnic minorities. Notably, persons with disabilities make up about 18% of the population, and a significant portion of girls marry before the age of 18, while youth unemployment is at 18%. Despite these vulnerabilities, only 5% of the population has access to government social safety nets.

This exclusion leads to limited access to services and economic opportunities. For example, women, despite comprising 84% of the agricultural labor force, own only 27% of registered land and are disproportionately burdened with unpaid care / work. This, along with their under-representation in technical and professional jobs, results in significantly lower incomes for women compared to men whereby men earn more than twice as much as women annually. Additionally, exclusion from markets affects the youth due to limited skills and experience, and persons with disabilities due to limited labor capacity.⁴³

GOVERNANCE AND INSTITUTIONAL FRAMEWORKS PROMOTING AND AFFECTING LNOB SUB-GROUPS

Deliberate interventions have been rolled out by the government targeted at regions and population categories lagging behind such as Northern Uganda Social Action Fund (NUSAF 1,2&3) and the Karamoja Integrated Development Plan (KIDP 2) meant to reduce the imbalances in the Karamoja region, the war and conflict afflicted north and eastern Uganda, Operation Wealth Creation specifically to boost agriculture production for LNOB sub-groups, Social Assistance Grant for empowerment programme, Youth Livelihood Programme that has been targeted for youth economic empowerment throughout Uganda, Special Grant for Disabilities, the Agriculture Investment Plan, Agriculture Sector Strategic Plan and the Agro Industrialisation strategy have been put in place to support the transformation of agriculture, which is the main stay of most LNOB sub-groups, from subsistence to commercial agriculture and of course the Parish Development Model aimed at uplifting the 39% of the proportion of households in subsistence to cash economy.

RECOMMENDATIONS TO REDUCE INEQUALITY

■ **Ministry of Finance, Planning and Economic Development should embrace gender-responsive budgeting**

The Ministry of Finance, Planning and Economic Development (MoFPED) should strengthen Gender-Responsive Budgeting (GRB) to ensure that all issues are catered for to support effective targeting of LNOB sub-groups in poverty reduction programmes. This approach should be given high emphasis and priority during the entire budget cycle.

40 Equal Opportunities Annual Report 2021

41 UBOS - UNHS 2019/2020

42 Ibid

43 Gender and Social Inclusion Analysis 2017

■ **Uganda Bureau of Statistics (UBOS) and the Office of Prime Minister should strengthen M&E systems targeted at regular monitoring of poverty alleviation programmes**

UBOS and OPM through the SDG Secretariat should strengthen M&E systems targeted at regular monitoring of poverty alleviation programmes. Systems and mechanisms to support regular production of quality disaggregated data up to the lowest administrative unit should be prioritised to inform better planning and implementation of programmes such as the PDM.

■ **The Ministry of Gender Labour and Social Development should deepen/strengthen social protection programmes to reach LNOB sub-groups**

The Ministry of Gender Labour and Social Development (MGLSD) should deepen/strengthen social protection programmes to reach LNOB sub-groups who are still left behind. Social protection programmes could go a long way in including LNOB sub-groups such as pregnant mothers, orphaned and vulnerable children.

■ **Local Governments should economically empower the LNOB sub-groups using the Parish Development model**

Local Governments (LGs) should economically empower the LNOB sub groups using the Parish Development model by taking deliberate actions to mobilizing and sensitizing them about which viable enterprises they can undertake and adopting a saving culture.



End hunger, achieve food security and improved nutrition and promote sustainable agriculture

The aim of Goal 2 is to promote agriculture, forestry and fisheries to ensure the availability of nutritious food and generate decent incomes while supporting people centred rural development and protection of the environment. The agriculture sector has offered key development solutions to ending hunger and the realization of SDG 2.⁴⁴

FACTORS CAUSING AND REINFORCING INEQUALITY (SDG SPECIFIC)

INSTITUTIONAL BARRIERS

■ **Food security and nutrition initiatives by Government hardly reach the PWDs**

The assessment established from the interviews conducted that there is no deliberate effort to target PWDs in terms of food and nutrition thus rendering them food insecure and they continue to suffer from malnutrition. For example, in terms of agriculture, PWDs have limited or no access to extension services due to lack of information. Thus, lack of information due to the fact that PWDs can hardly move without assistive devices remains a challenge in terms of inclusion on food security and nutrition initiatives.⁴⁵

■ **Lack of food storage facilities and variations in seasons severely affects food security amongst the working poor**

According to the NDP III (2020/21- 2024/25), Uganda still has a shortage of standard and modern storage facilities, which leads to the use of poor-quality storage facilities that subsequently leads to deterioration of

44 Poverty Status Report 2021 – Jobs, informality and poverty in Uganda: Insights on performance before and during COVID-19.

45 Key Informant Interview with National Council for Persons Living with Disability-12th /06/2023

the quality of food products. For example, Northern Uganda has unique experiences attributed to seasonal variations such as lack of food storage facilities, which compels most of the people to sell off their produce to buy food staples at a much higher price that later exacerbates their food security. In Sironko district, older persons were unable to grow or store their crops due to frequent floods⁴⁶ which severely impaired their food security during dry seasons.

SOCIOECONOMIC FACTORS

■ Poor living arrangements for the Older Persons

Interviews with Key informants and views from Focus Group Discussions revealed that the older persons' food insecurity was much more associated with their living arrangements where they, in most cases, lived in isolation from the rest of their kith and kin, thereby endangering their food security. The information is corroborated by the MGLSD (2020) report on the situational analysis of older persons reporting that about 28 percent of older persons were living alone, have poor food consumption scores (FCS), followed by skipped generation households. The MGLSD (2020) report further indicated that older people living alone faced higher food insecurity as result of social isolation and lack of access to cooked food.

■ Gendered access to economic resources, especially land and finances render women food insecure

Food insecurity also had the gendered face as reported in the Focus Group Discussions in many of the districts visited reporting older females suffering food insecurity more than their male counterparts. Moreover, the MGLSD (2020) report explains the root cause attributed to systemic discrimination in access to economic resources like land and finances amongst older women, leading to prolonged food insecurity. Women as LNOB sub-groups had unequal rights to economic resources as well as access to ownership and control over land, and access to financial services.

■ Vulnerability to diseases due to old age - Older persons

Interview and Desk Review evidence gathered by this LNOB assessment shows the major reason contributing to food nutrition insecurity among the older persons was due to often diminished appetite, leading to ill health, such as ulcers, or even because of a reduced capacity to chew or ingest certain common foods such as maize.⁴⁷ Furthermore, it was noted that in old age, meals were often smaller and infrequent, consisting mainly of vegetables and carbohydrates⁴⁸. The portions were too inadequate to ensure healthy nutrition for the elderly.

■ Unpredictability that affect planning under the Humanitarian emergencies

Focus Group Discussions (FGDs) with refugee groups (Isingiro and Yumbe), revealed that refugees decried inadequate food shortages to meet both the required quantity and nutrition needs⁴⁹. Further, the CRRF (2017) reported that high demand for food in the East Africa region meant that key commodities such as cereals were not provided to them in a timely manner, giving an example of the distribution delays in May 2017 when many refugees received incomplete food baskets.⁵⁰

■ Environmental factors such as climate change and natural disasters:

Marginalized groups are often more vulnerable to the effects of climate change, which can exacerbate food insecurity. Similarly, vulnerable communities are often the most affected by natural disasters, which can have devastating impacts on agriculture and food security. Adverse weather conditions and pests attributed to climate change in the eastern Uganda, with droughts, locust invasions, and political instability hampering progress in ensuring food insecurity in the entire sub-region. The Key Informant Interviews and Focus Group Discussions during this assessment indicated the looming food insecurity in Kaperebyong and nearby districts of Napak, Moroto and Nakapiripirit due to drought that continues to afflict the area. The COVID-19 pandemic has also exacerbated food insecurity among the vulnerable populations mentioned under the LNOB sub-groups. Despite these challenges, the commitment to achieving SDG 2 and LNOB remains a priority for the Ugandan Government and its Partners.

⁴⁶ MGLSD(2020)The State of Older Persons in Uganda Situational analysis report

⁴⁷ MGLSD(2020)The State of Older Persons in Uganda Situational analysis report

⁴⁸ Ibid

⁴⁹ Focus Group discussions with refugees in Isingiro and Yumbe-24th -26th May 2023

⁵⁰ Comprehensive Refugee Response Framework Uganda-The Way Forward October 2017

POVERTY

The cycle of poverty makes it difficult for marginalized groups to access resources, credit, and technology needed for sustainable agriculture and food security. For example, Karamoja, considered the poorest region in Uganda and classified as one of the poorest areas in the world, consisting of nine districts with an estimated 1.2 million people, continues to suffer hunger and malnutrition. The UNHS 2019/20 report indicates that 61% of the 1.2 million population are living in absolute poverty, with income poverty at 66% (having increased from 61% in 2017). The UNHS 2019/20 report further indicates that Karamoja sub-region is the least socially and economically developed, chronically suffers acute food insecurity - food poverty at 75%, having increased from 70% in 2017 (UBOS: UNHS 2019/20), and high rates of malnutrition and a disproportionate number (61 percent) of its estimated total population.

GOVERNANCE AND INSTITUTIONAL FRAMEWORKS PROMOTING AND AFFECTING LNOB SUB-GROUPS

The Government of Uganda and Non-Governmental Organizations have initiated various programs aimed at improving agricultural productivity, food security, and nutrition, particularly focusing on vulnerable groups like women, youth, persons with disabilities, and those living in poverty. Efforts like the National Agricultural Advisory Services (NAADS) and Operation Wealth Creation aim to provide resources and training to farmers, including those in marginalized communities. Uganda also has policies and frameworks such as the Uganda Food and Nutrition Policy 2023 and its action plan which are geared towards ensuring adequate food for all Ugandans.

Elaborate institutional arrangements are also in place to address issues of food security targeted at LNOB sub-groups. The lead institution is the Ministry of Agriculture, Animal Industry and Fisheries (MAAIF) which has supported research through National Agriculture Research Organisation (NARO), put in place favourable policies and provided quality inputs for crop, fisheries and animal technologies through NAADS and Operation wealth creation. There is also ongoing investment in research and production of bio-fortified foods to alleviate malnutrition among the young children. Ministry of Health (MoH) has also come in full force to provide Vitamin A supplements to school going children and through health centres. Furthermore, an institutional collaboration has been established between MAAIF, National Drug Authority, Uganda Chambers of Commerce (UCC), Uganda National Bureau of Standards (UNBS) and Uganda Revenue Authority (URA) for purposes of fighting the sale of fake inputs on the market.

RECOMMENDATIONS TO REDUCE INEQUALITY

■ **Ministry Agriculture, Animal Industry and Fisheries (MAAF) put in place tailor made interventions to enhance food and nutrition security for LNOB sub-groups (Elderly, Persons with Disabilities, Women)**

MAAF should support LNOB sub-groups such Elderly, Persons with Disabilities, and Women with tailor made programmes to ensure they have adequate and nutritious food. Such programmes could entail climate smart agriculture advisory services, small scale irrigation systems, implements, animal and crop technologies, and storage facilities inputs.

■ **MAAIF and MoH and Development partners:** should collaborate and partner to increase investments geared towards increasing food production and improving nutrition. Increasing investment in nutrition support for malnourished children as well as inter-sectoral collaborations and partnerships for nutrition could go a long way to eliminate malnutrition.

■ **The Government of Uganda should enhance transparency and accountability of investments in the food subsector:** Establish mechanisms for tracking and reporting the allocation and use of resources intended for SDG 2 initiatives, with a focus on reaching LNOB sub-groups.

- **MAAIF and UBOS should enhance data collection and monitoring:** There is need to collect and utilize disaggregated data to monitor progress and identify areas where inequalities persist. This can help in tailoring interventions more effectively.
- **Gender-Sensitive Approaches:** The Government should implement programs that specifically aim to empower women and girls, who often face additional layers of discrimination and vulnerability.



3 GOOD HEALTH AND WELL-BEING



Ensure healthy lives and promote well-being for all at all ages

Under the SDG 3 goal, improving the human lives and well-being for all at all ages is the critical focus. This entails that everyone is brought on board as far as promotion of better health is concerned.

FACTORS CAUSING AND REINFORCING INEQUALITY (SDG SPECIFIC)

Uganda has made considerable progress in improving key health indicators. The maternal and under-five mortality in Uganda declined from 336 to 189 per 100,000 and from 64 to 52 per 1,000 live births between 2016 and 2022 respectively; Infant mortality reduced from 43/1000 in 2006 to 36/1000 in 2022; and contraceptive use among married women increased from 35 percent in 2016 to 38 percent in 2016, and proportion of births attended by skilled health personnel increased from 80/1000 to 91/1000.

■ Reduction in knowledge on HIV prevention

Despite positive trends in most health indicators, knowledge on HIV prevention has significantly reduced. Knowledge of HIV information among women has dropped from 84% down to 78% while that of men has dropped from 83% to 81%. This is a worrying trend which is likely to jeopardize the progress made in other sexual reproductive health indicators. The notable general progress is also characterised by stark, regional disparities and inequalities among different population segments in the progress of health indicators. For instance (KPs) and priority populations (PPs) in Uganda bear a disproportionate burden of HIV and are at greater risk of HIV infection compared to other populations. For example, the national HIV prevalence is 5.5% among adults aged 15-49 years while HIV prevalence averages between 23% and 35% in fishing communities, 31% among sex workers, and 12.7% among men who have sex with men (MSM), compared to 5.8% (UPHIA 2021) in the general adult population. The National HIV and AIDS Strategic Plan (NSP) 2020/21–2024/25 and the national HIV prevention road map (2018–2030) prioritizes targeting these key and priority populations in the national HIV response.

■ Unequal quality, and exclusive infrastructural and facilities development:

The health infrastructure in the rural areas constrained universal coverage with low quality services. For instance, in Karamoja, more than half (90) of the 143 health units in the region are Health Centre IIs in a sparsely populated environment that results in long distances to health facilities. A higher proportion of the poorest quintile sub-populations lived more than 5 kms from any Government or PNFP health facility than the richest quintile. Only 17 percent are within a 5 km distance to a health facility compared to 86 percent average for the country. The Batwa settlements in Kisoro district are at the top of the mountains and, there-

fore, must walk to the bottom and back to access a health facility⁵¹, walking distances of up to about 7 kms to nearest hospital (Mutolere Hospital) and 3kms to Rubuguri Health Centre IV.⁵² The most affected are the elderly, children, persons with disabilities and pregnant women who could hardly manage such a strenuous adventure in search of health services.⁵³

Most hospital beds are not adjustable thus affecting the PWDs and Mothers' ability to use them during and after labour. Pregnant women with disabilities are often stigmatized by the healthcare persons at points of service delivery, further alienating them from accessing maternal health services. Evidence from interviews during the LNOB assessment indicates that PWDs and Mothers were not doing well in terms of access to quality maternal health care. A key informant vividly put it thus:

*"A disabled mother is told to climb the bed for checkup and when she is unable to, health workers mock her and ask, how did you climb the other bed?"*⁵⁴

Furthermore, other facilities in the health facilities were also inaccessible by design. For example, the wash-rooms at health centres cannot be accessed by pregnant mothers and no rumps at entrances where wheel chairs can access the facilities⁵⁵ countrywide with the poor suffering the brunt of limited Government financing.

The provision of specialized treatment that older persons and persons with disabilities mostly need is still limited.⁵⁶ This is attributed to lack of provision of the required equipment and appropriate facilities to the nearest health centres.⁵⁷ This state of affairs was further compounded by poor accessibility to services due to physical (distance), financial (cost) and attitudinal (ageism) barriers⁵⁸

■ **Persistent challenges in addressing the "three delays" factor in health service delivery for pregnant mothers**

Women and other participants in the Focus Group Discussions attributed the persistent delays of pregnant mothers seeking health services due to financial and attitude issues. The SDG 2021 Report noted that delays in seeking care were due to challenges of lack of transport to get to a healthcare facility and then to referral when needed, lack of blood products, commodities, supplies, and absence of critical staff, which continued to affect the quality of intrapartum care. The rural pregnant mothers in Uganda suffer most the **"three delays"** factor which constrains their inability to access timely assistance of a professional worker which continues to endanger their lives contributing to high mortality rates.

■ **Outbreak of Covid-19 and associated restrictions to movement impacting health services access by Persons living with HIV and Pregnant mothers**

Pandemics continue to exert multiple constraints in access health care services by the LNOB sub-groups. Key Informants and participants in Focus Group Discussions expressed the grave situation created by the outbreak of Covid-19 pandemic and associated standard operating procedures and how it severely affected access to health services by LNOB sub-groups especially persons living with HIV and pregnant Mothers. Restricted movement of such persons constrained their access to some services such as ART as well as antenatal services for pregnant mothers. The restricted movement due to observance of standard operating procedures (SoPs) served to further exclude the two LNOB sub-groups.⁵⁹

■ **Biases and neglect constrain access to health services by LNOB sub-groups**

Although the Government of Uganda has put in place an elaborate institutional arrangement in form of referral and general hospitals as well as Health Centres with the aim of extending health services to each and every one, some LNOB sub-groups such as ethnic minority and older persons continue to be excluded. The older persons continue to suffer as it is often believed that the elderly becoming sick and unwell is socio-culturally accepted as a 'natural' part of the ageing process.⁶⁰

51 Focus Group Discussion-Batwa-Kisoro district-26th/05/2023

52 Equal Opportunities Commission 2021 Annual Report

53 Focus Group Discussion-Batwa-Kisoro district

54 Key Informant Interview with PWD government agency-12th /06/2023

55 Key Informant Interview with PWD government agency-12th /06/2023

56 Equal Opportunities Commission 2021 Annual Report

57 MGLSD(2020)The State of Older Persons in Uganda Situational Analysis Report

58 MGLSD(2020)The State of Older Persons in Uganda Situational Analysis Report

59 Office of the Primary Minister (2021) Sustainable Development Goals Progress Report 2021

60 MGLSD(2020)The State of Older Persons in Uganda Situational analysis report

“It’s common for people at that age not to be able to see. This is taken as something that comes with age and so they don’t take her / him to the hospital in regards to the condition.”⁶¹

Yet, if counteracted by timely healthcare interventions, it would enable active ageing that is needed for the elderly.

■ **Limited or lack of data on extent of access to health services by ethnic minority data**

Available data from the reviewed literature and Key Informant Interviews shows that for the ethnic minority groups, availability of disaggregated data on access to health services is hardly available to inform planning of health programmes and remains a big challenge.⁶² The lack of data on access to health services by ethnic minority is partly attributed to lack of provision for its capture in the HMIS as well as lack of willingness on part of the minorities themselves to provide their ethnic identity for fear of being unattended to due to the biases of the medical personnel at health service delivery point.

■ **Lack of National Identity Cards constraints ethnic minority access to free health care at Government facilities**

It was also noted by this LNOB assessment that most of the health services are offered to citizens on presentation of National Identity Cards (NIDs) which some members of ethnic minorities do not have.⁶³ For example, the Maragoli community members, who don’t have National Identity Cards, have been barred from accessing health services from Government health facilities and the Benet, who are still squatting on the national park land face a somewhat peculiar challenge since no health facilities can be constructed on such land.⁶⁴ Therefore, to access health services, they have to move down mountains which pose a great risk in case of emergencies such epidemic outbreaks or need for maternal related services..⁶⁵

GOVERNANCE AND INSTITUTIONAL FRAMEWORKS PROMOTING AND AFFECTING LNOB SUB-GROUPS

There is an array of policies and programmes that have been put in place by the Government of Uganda to extend health services to every nook and corner of country and everyone. Key among these is; the National Reproductive Health Policy, the National Health Sector Strategic Plan (2010/11-2014/15), National Health Policy and the Gender Policy, which clearly lays out aspects to which emphasis of gender equality is at the fore. The National Medicines Policy 2015, The National Policy on HIV/AIDs, Uganda National HIV/AIDs strategic plan 2021-2025 are intended to ensure everyone gets quality medicine and HIV/aids prevention and treatment services irrespective of age, gender and area of residence.

All the above policies and programmes are operationalised in a robust institutional framework elaborate enough to enhance health service that targets everyone. At the helm is the Ministry of Health that coordinates policy and programming, National Drug Authority and National Medical Stores which ensure quality medicines and adequate supply of medicines and consumables at service delivery points. Uganda AIDS Commission ensures that services and programmes for Aids prevention are in place, Reproductive Health Uganda leads in providing reproductive health services targeted at everyone from teens to adult women and men. Uganda National Research Organization enhances public health, preventive and curative research to ensure future health endeavors serve every citizen. Uganda Bureau of Statistics collects and disseminates data on health service access enabling identification of populations groups least served. The Ministry of Finance, Planning and Economic Development has done well in mobilizing required resources for better health services. While the Ministry of Local Governments supports health services delivery by establishing and supporting health service centres right from General district hospitals to Health Centre IIs based at the parish level, thus ensuring everyone including the vulnerable is reached with quality health service.

61 Quotation from an FGD discussion adopted from the report MGLSD(2020)The State of Older Persons in Uganda Situational analysis report

62 GIZ and NPA(2021)Draft Report On: Mainstreaming of Uganda’s Ethnic Minority Groups in the Development Process- October, 2021

63 African International Christian Ministry (AICM) Assessment Report,2021

64 Ibid

65 Ibid

RECOMMENDATIONS

■ There is need for accurate data on extent of health service delivery to LNOB sub-groups

The Ministry of Health working hand in hand with Uganda Bureau of Statistics should collect, generate and analyze data on health service delivery for LNOB sub-groups to highlight sub-groups / regions of inequalities.

■ Ministry of Health should put in place tailor made and specialized services for Older Persons and PWDs

Tailor-made and specialised medical services should be put in place by the Ministry of Health to strengthen the capacity of health systems to deliver Older Persons and PWDs inclusive services.

■ The Ministry of Health should design HIV/AIDS programmes specifically targeted to reach women, girls and key populations.

There is urgent need for the Ministry of Health to design programmes targeted to reach women, girls and key populations with HIV information and services as they are most affected by the pandemic.

■ The Ministry of Health should urgently create awareness among the LNOB sub-groups to seek and access health services.

The Ministry of Health should engage in the creation of a mass awareness and sensitization campaign to empower the LNOB-sub-groups to seek and access health services in health facilities closer to them and make referrals where need be.

■ The Ministry of health should scale interventions to ensure inclusive coverage of LNOB sub-groups

The Ministry of Health should scale up interventions that have demonstrated great impact in shifting health indicators and expand reach to ensure no one is left behind. This could be scaled up to target those in hard to reach areas like mountainous and remote areas where ethnic minority live.



Ensure inclusive and equitable quality education, and promote lifelong learning opportunities for all

This SDG 4 goal aims at quality education as a foundation for improving people's lives and sustainable development. The goal is to increase access to education at all levels, enrollment of women and girls and increase in basic literacy skills.

Uganda has made strides to increase access to education at all levels, enrol women and girls, and increase basic literacy skills. The Government introduced Universal Primary Education (UPE) in 1997 and this program aimed at making primary education accessible to all children in Uganda. Universal Secondary Education (USE) followed the UPE and targeted inclusive secondary education. As a result the primary school net enrollment as at 2019/20 stands at 80% with net enrollment of female slightly higher at 81.1% than enrollment of male at 78.9%.⁶⁶

FACTORS CAUSING AND REINFORCING INEQUALITY

■ Sub-regional and Rural –Urban divide in primary and secondary school enrolments

Despite the positive trends, regional disparities still exist with urban centers registering more enrollments at 83.5% compared to rural areas at 78.9%.⁶⁷ Further, Karamoja region still suffers the lowest primary school net enrolment rate at only 43%, far lower than the national average. Other regions with primary school enrollment rates below the national average include; Acholi (73.3%), West Nile (78.5%), Buganda North (78.4%) and Bunyoro at (79%). Similarly, transition to Secondary and tertiary is very low, with a primary school completion rate of 62% among males and 72.2% among the females, and secondary school completion rate of 32% for both females and males, indicating high level of school drop-⁶⁸.

■ Early childhood development centres are costly and urban based, so rural children are unable to access early childhood education

Early childhood development centres run by the private sector charge exorbitant fees and are mostly based in urban centres, with children in rural areas hardly accessing such a service, thus rendering rural 3-6 year olds unable to access early childhood education.⁶⁹ This observation was re-echoed in the KII and FGDs indicating there were hardly any pre-schools in rural areas.⁷⁰ In areas such as Karamoja sub-region where NGOs had intervened and established early child development centres, after the end of the programme, local Governments and communities have failed to sustain them.

According to UBOS NSDS 2021, at national level, out of 4.2 million persons aged 3–5 years, close to 1.5 million were attending nursery/kindergarten. This implies that 2.7 million persons comprise those not attending, and those attending primary one at an early age of 5 years. Karamoja and Teso sub-regions had the lowest attendance with 4.2 percent and 4.3 percent respectively indicating the sub-regions lagged behind in terms of provision of early childhood education. 6-12 year olds attending school in Karamoja had the lowest percentage (39.8%), followed by Lango (76.8%), compared to the national average.

One key informant had this to say about the unavailability of ECD in their district:

There are limited ECD schools because the community complains “why should they pay money for nursery level yet primary level is for free (UPE).”⁷¹ (KII Kapelebyong)

In areas affected by conflict in what is referred to as PRDP Districts, the Severely Affected Districts⁷² had the lowest attendance for the 3–5-year-olds with 26.2 per cent (23.4 female and 28.6 male).⁷³ The latter attendance figures are lower compared to the national average access of 38.1 per cent (Female 38.7 percent and Male 37.9 percent). Although the national average shows that girls attendance is a little higher than males, the overall attendance of females in Karamoja and the severely affected districts, females’ percentages remain low, implying they are likely to be the left furthest behind in accessing the early childhood development education.

■ Limited capacity of existing education institutions especially Early Childhood Development Centres (ECDC) to accommodate children with disabilities

There is extreme exclusion of the children with disabilities in accessing early childhood education. This exclusion is apparent due to lack of / inadequate infrastructure and facilities for children with disabilities which limits their access to education, lack of trained staff and teachers to work with children with special education needs. Furthermore, most parents have not been sensitized about taking care of such children with disabilities (CWD) and continue keeping them at home. Even in circumstances where some parents feel they should take the CWD to Early Childhood Development centres, challenges related to logistical, infrastructural, stigma and high tuition costs remain a big hindrance. One of the Key Informants expressed gravity of the

67 Ibid

68 Ibid

69 www.unicef.org accessed on 30th May, 2023

70 FGD and KII Kapelebyong

71 Key Informant Interview-Kaperebyong-26th May, 2023

72 The 58 districts namely Adjumani, Gulu, Kitgum, Kotido, Moroto, Nakapiripirit, Pader, Abim, Amuru, Kaabong, Oyam, Agago, Amudat, Lamwo, Napak, Nwoya and Otuke Nabulatak, Omoro, Katakwi, Kaberamaido, Amuria, Apac, Arua, Lira, Alebtong, Moyo, Nebbi, Yumbe, Amolator, Dokolo, Koboko, Alebtong, Kole, Zombo, Maracha, Masindi, Kiryandongo, Busia, Kapchorwa, Kumi, Mbale, Pallisa, Soroti, Tororo, Sironko, Budaka, Bududa, Bukedea, Bukwo, Butaleja, Manafwa, Bulambuli, Kibuku, Kween, Ngora, Serere and Bulisa.

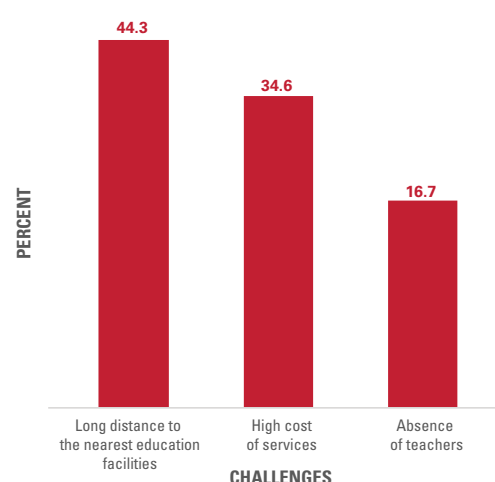
73 Uganda Bureau of Statistics (UBOS) 2021. Uganda National Household Survey 2019/2020. Kampala, Uganda; UBOS

issue in the following words:

“Schools lack specialized teachers to teacher disabled children, schools are inaccessible in terms of infrastructure, nature of information, some parents lack money and others just segregate the disabled children from other children thus being left behind”⁷⁴ (KII-NCPD)

■ **Geographical Barriers:**

Schools in rural area continue to lack the resources and qualified teachers found in urban centers. Similarly, schools in *hard-to-reach* communities such as fisher folk, pastoral, and nomadic communities lack stable access to educational facilities thus creating barriers to access education by children/learners living in those geographical areas. This is further exacerbated by government policies that support development strategies that are not friendly to geographical complexities. For instance, the current decentralization policy supports sub county model based planning and infrastructure investments and majority of islands are parishes and at the smallest level mere villages scattered over long distances from each other in the lake where marine transport is very limited.⁷⁵ This state of affairs contributes to excluding the majority of the children in the islands from accessing education facilities.



Source: Equal opportunities Commission Report 2021

Figure 1: Challenges faced by ethnic minorities in accessing education

■ **Teenage pregnancies exacerbated by Covid-19**

Teenage pregnancies remain an issue of human rights and as well as a health concern (UDHS 2022 survey). The Uganda Human rights report indicates that in Uganda, teenage pregnancy remains a great challenge, with studies indicating that one in every four girls (25%) aged 15 to 19 have started childbearing. The situation worsened with the closure of learning institutions in the country for almost two years to prevent the spread of COVID-19.⁷⁶ A survey by Forum for African Women Educationalists (FAWE) Uganda in 25 districts on the Impact of COVID-19 on School-going Girls and Young Women in Uganda (2021) indicated a rise in teenage pregnancy. This rise was registered at 22.5% among girls aged 10-24 years who made their first antenatal care visit, from 80,655 to 99,810 from between March and June 2020.⁷⁷ Thus teenage pregnancies continue to negatively impact girl child education in most rural and urban poor households thus exacerbating the already dire exclusion of girls in secondary education.

■ **Privatization of education has downgraded affirmative actions in support of girl child and disadvantaged children from poor backgrounds**

The liberal policy and associated privatization of the Ugandan education sector has already created a divided system of well-resourced urban schools and deprived rural schools.⁷⁸ For a fact, privatisation of education has even gone ahead to severely erode affirmative action to increase access to education for girls. This is because privatization is still skewed towards greater access for boys in higher education. Further, evidence generated from the available literature highlights the fact that privileged students received most of the government higher-education scholarships, which are limited, to the disadvantage of those from poor backgrounds.

The private education facilities have become more expensive and exclusive, widening the chasm and driving inequity. There is also less regulation around reporting on their performance. Privatization in the primary and secondary levels of schooling led to private and highly-ranked universities being populated only by those who had early access to private education, perpetuating the cycle of inequity in quality education.⁷⁹

⁷⁴ Key Informant Interview with PWDs Government Agency-12th /06/2023

⁷⁵ Key Informant Interview with District Local government Official-Kalangala 27th May,2023

⁷⁶ Uganda Human Rights Report 24th Annual Report

⁷⁷ FAWE, Research Findings on the: Situation of and Impact of COVID-19 on School-going Girls and Young Women in Uganda (April 2021)“ available at <https://>

⁷⁸ Ibid

⁷⁹ Ibid

Private education has not only affected inequity among students but also teachers and staff in private schools who are often underpaid, paid inconsistently, which brings into doubt the contribution of private education to employment and improved incomes and livelihoods.⁸⁰ There also exists a difference in the amounts teachers are paid based on the subjects they teach. Such a disparity, an example of exclusionary tendencies, can promote turnover and demotivate employees.⁸¹

■ **Access to education for ethnic minority is a challenge Government has attempted to address**

Children from the ethnic minorities continue to have challenges in accessing education facilities. The Equal Opportunities Commission 2021 Annual Report demonstrates these limitations vividly. The Figure 1 below shows that long-distances to the nearest education facilities (44.3%) especially secondary schools and tertiary institutions, high cost of services (34.6%) and absence of teachers (16.7%) as well as inadequate education facilities within their communities were highly responsible for limited access to education by the ethnic minorities.⁸²

Furthermore, within the ethnic minorities, literacy and numeracy challenges are exacerbated by among other things: insufficient infrastructure and learning materials; weak school management; limited teacher capacity; absence of school feeding; limited parental/community participation; low financing; poor assessment methods and weak compliance with set service delivery standards.

■ **The flow of the refugees into the country outstrips expansion of education facilities and availability of opportunities both at foundation education and tertiary levels**

Documents reviewed indicate that Uganda has a positive policy to receiving refugees from the neighbouring countries and in the region; though flow of the refugees into the country outstrips expansion of education facilities and availability of opportunities. There are also issues of poor quality vocational skills training and limited scholarships for tertiary education among the refugee children. This state of affairs contributes to outright discrimination and inequality in access to education beyond the secondary school level. This continues to predispose refugee children to limited access to education. As noted in the CRRF, as the refugee population increases so too does the number of out of school children.⁸³

■ **Cultural practices such genital mutilation limit access to quality education among the communities that engage in the practice**

In some communities, attributes such as female genital mutilation remain a big barrier to education among the Benet of Kween, Bukwo and Kapchorwa, the Pokot and Tepeth in Napak and Moroto districts.⁸⁴

■ **Poor planning and implementation of BTJET training**

In its mission to provide quality education, the Government of Uganda continues to grapple with weak planning, limited resource financing, corruption, loose regulation, and lack of accountability within participating institutions. The latter vices continue to hamper the policy's implementation (Okumu & Bbaale, 2019; Okware & Ngaka, 2017).⁸⁵ Often times, it's common knowledge that TVET students are denigrated as lower-calibre persons compared with their colleagues in traditional formal education which has decreased TVET students' sense of self-worth and led to low uptake of TVET (Okware & Ngaka, 2017; Tukundane & Zeelen, 2015).⁸⁶ The implementers of TVET have not intentionally linked their course offerings to what employers need and

sometimes offered no certification with long-term vocational training, leading to unemployed TVET graduates (Moses et al., 2017; Okumu & Bbaale, 2019). Already stigmatised, these skilled yet unemployed youth lose a sense of purpose and meaning from the post training employment they expected.⁸⁷

80 The Uganda National Academy of Sciences (2022). Reimagining Being and Belonging in Uganda: An Enabling Framework to foster our Sustained Development.

81 Ibid

82 Equal Opportunities Commission 2021 Annual Report

83 Comprehensive Refugee Response Framework Uganda-The Way Forward October 2017

84 Minority and Indigenous Rights Groups-Uganda's 3rd Cycle Universal Periodic Review 2022

85 Ibid

86 Ibid

87 The Uganda National Academy of Sciences (2022). Reimagining Being and Belonging in Uganda: An Enabling Framework to Foster Our Sustained Development.

GOVERNANCE AND INSTITUTIONAL FRAMEWORKS PROMOTING AND AFFECTING LNOB SUB-GROUPS

A number of policies and programmes have been designed and operationalized to ensure quality education is accessed by all right from 3 years to 18 years of age irrespective of their ethnicity, gender and vulnerability. Such policies include National Education policy, Education and Sports Sector Plan, Learning framework for Early Childhood and Care Givers guide to help in the enhancement of Early Childhood education, the Education Act (2008) which guides the provision of pre-primary, primary and Post primary education in Uganda, Universal Primary Education (UPE) policy, TextBook policy and Early Childhood Development Policy and the affirmative action policies targeted at University entry for PWDs and Girls university entry additional 1.5 points. The instruction in local language policy, School feeding policy and Local Government Act (amendment) 2015 are all meant to support access to quality education for all.

All the above policies and programmes are well operationalised by the Ministry of Education and Sports, National Council for Higher Education, National Curriculum Development Centre, Uganda National Examination Board, District Education Officers, Ministry of Public Service, Education Service Commission, Ministry of Health, Uganda Muslim Education Association, Education department of the province of the Church of Uganda and Education department of the Episcopal conference of the Catholic Church with District Local Governments being the lead at local level.

RECOMMENDATIONS TO REDUCE INEQUALITY.

■ **Free or Subsidized Education for early childhood development stages for both rural and urban poor**

The Ministry of Education and Sports should quickly roll out ECDC centres for the rural and urban poor as well as revive ones that are in existence in areas such as Karamoja. The key resource needed urgently could be special needs education teachers, child with disability friendly facilities, assistive devices, meals, free textbooks and uniforms. The move could go along way in eliminating financial barriers to accessing early childhood development education for poor and children with disabilities for LNOB sub-groups such as ethnic minorities, refugees and the orphaned.

■ **Scholarships and Bursaries:**

The Ministry of Education and Sports working hand in hand with Development Partners and NGOs could identify appropriate funding baskets for scholarships and financial support locally and abroad to provide support for LNOB sub-groups such as Children and Youth with disabilities, Girl child, Refugees, Ethnic Minorities and the vulnerable children right from ECDC to tertiary education.

■ **Gender-Sensitive Policies:**

The Ministry Education and Sports working hand in hand with Ministry of Gender, Labour and Social Development should sensitise communities and schools on the importance of education for both boys and girls. At school level, investments should be done to ensure a girl-friendly environment in schools is created, including adequate sanitation facilities.

■ **Cultural Inclusivity that is sensitive in delivery of education**

The Ministry of Education should carry out regular sensitization on issues of cultural sensitivity during learning and teaching processes to emphasise promotion of cultural diversity. In addition, it is crucial to further reinforce thematic outcomes with more emphasis on inclusion of languages of linguistic minorities.

■ **Contextualization/Geographical considerations such as establishing mobile schools:**

The Ministry of education and sports should consider putting in place mobile schools for pastoral and nomadic communities, and fisher communities living in tiny islands in major lakes.

■ **Revisit the privatization policy on education to avert school drop outs and future inequalities**

The Ministry of Education and Sports should use the opportunity of the ongoing review of education policy to revisit and streamline the operation of private education providers to check their excesses in terms of high costs charged and enforcement of the standards such as appropriate facilities for children with disabilities and girl child.



Achieve gender equality and empower all women and girls The goal provides for the necessary foundation for a peaceful, prosperous and sustainable world. It's envisaged that by providing women and girls equal access to education, health care, decent work, and representation in political and economic decision making processes will fuel sustainable economies that benefit society and humanity.

FACTORS CAUSING AND REINFORCING INEQUALITY (SDG SPECIFIC)

■ **Uganda continues to be ranked low in Global Gender Inequality Index (GII) and Global Gender Gap Index (GGGI) signifying low performance in promoting gender equality**

Despite the concerted interventions to promote gender equality through promulgation of laws, policies and women targeted interventions; Uganda continues to have low human development ranking on the Global Gender Inequality Index (GII) and is ranked at position 131 out of 162 countries (1 is best) in 2019.⁸⁸ The other Global Gender Gap Index (GGGI) 2021 ranked Uganda 66 out of 156 countries (1 is best). Furthermore, the country scores poorly in education attainment (131) and economic participation and opportunity (74); it counts better in health and survival (1) and political empowerment (46).⁸⁹ The above scores demonstrate that Uganda needs to do a lot in the area of promotion of gender equality.

■ **Violence and Harassment:**

Gender-based violence, including domestic abuse, sexual harassment, and harmful traditional practices like female genital mutilation, are both a cause and a consequence of gender inequality. For example, women living on the islands faced gender based violence because they are very few in the islands as the ratio of men to women is about 3:1. As one key informant put it:

*"For such women, they find it ok for them to have between 2-3 partners but once the partners increase in number and become four then the 4th one has to fight with the 2nd or 3rd one. So when programming for the woman in the islands one cannot have the same program as the one for the inland woman because the challenges are not the same, for example having 4 men is not the same as one having one partner"*⁹⁰ (KII UN Agency)

The implications of such a finding is that exposure to gender based violence can often lead to death and is recipe for easy spread of STDs and HIV/AIDs, contributing to high morbidity of otherwise a population of productive age, with severe negative consequences on improvement of livelihoods of fisher folk who are women.

⁸⁸ Ibid

⁸⁹ Ibid

⁹⁰ Key Informant Interview with UN Agency-14th /06/2023

■ **Structural barriers: Women and Girls continue to have challenges in inheritance and land tenure rights**

The USAID/MAAIF (2018) report indicates that overall, women contribute 56% of agricultural labour but their access to land has been very low with 0.23 hectares less land than those managed by their male counterparts. The National Voluntary Review report, 2020 illustrates that discriminatory practices continue to reinforce women's dependence on men in securing land rights, since legal provisions require land transactions to have the written consent of the male spouse and the Area Land Committee. According to the UNHS (2016/17) study, only 26.7 percent of women own land on their own compared with 33.5 percent of men. Cultural beliefs and practices continue to hinder access to productive assets for women, especially land. A UNDP study in 2015 reveals that 60 percent of the population in Uganda thinks that land parcels should be the responsibility of men, and almost one in three Ugandans believes that women should not have the same access to land as men.⁹¹

■ **Ministries, Departments and Agencies remain non-compliant with gender and equity requirements**

The Government of Uganda's commitment to ensure women inclusion in the development processes continues to be undermined by officialdom non-compliance with gender and equity requirements. According to the NPA 2020 report, no Ministry including the Ministry of Finance, Planning and Economic Development had registered a 100 percent or even above 80 percent compliance by the Government's own standards.⁹² Yet, according to the Vision 2040 and NDP II, Uganda has committed herself to inclusive growth and reduction of inequalities. This state of affairs illuminates the persistent challenges the Government faces in the roll out of inclusion programs for women, who comprise the majority of the population in the development process.

■ **Legal Barriers:**

In some cases, laws themselves are discriminatory against women or inadequately protect them from discrimination and violence. Even when laws are fair, poor enforcement mechanisms can perpetuate inequality. This is further made worse by attitudes, beliefs, and traditional practices which often reinforce exclusion of women from the labour market, entrenching women discrimination throughout the country, especially in the rural areas.⁹³ For example, according to National Labour Force Survey (NLFS) 2021 Thematic Reports, the not in employment (NEET) females suffer from unemployment at 3.7 percent higher than males, female youths suffer from unemployment at 6.9 percent higher than males. Likewise, females who are not in employment, education and training are at 24 percent higher than males. Females receive 40 percent less than wage payment for males, translating into females receiving 60 percent of wage payment for males. Even where women have accessed employment opportunities, wage gender gaps persist. For instance: median monthly cash earnings for women in paid employment on the main job is 62% of men's, which is present in the residence, age groups, sectors, and type of institutions.⁹⁴

■ **Social and Financial barriers**

Common barriers such as social stigma, lack of childcare or financial support continue to hinder girls from continuing school after giving birth.⁹⁵ Women entrepreneurs often face constraints that men do not, including limited access to capital and credit due to lack of collateral, lack of information and time constraints imposed by domestic obligations.⁹⁶

■ **Adoption and use of information and communications technology remains low for women**

The LNOB Assessment has established that although there was an increase in phone ownership by women from 52% in 2016/17 to 64.6% in 2019/20, it still remains low compared to phone ownership by men which stood at 78.4% in 2019/20. (UNHS 2016/17 and UNHS 2019/20)

■ **Health Inequities:**

Women often have less access to quality healthcare, including sexual and reproductive health services. This inequality can have long-term consequences, including higher rates of maternal mortality.

91 Ibid

92 NPA, 2020

93 Ibid

94 Ibid

95 Ibid

96 Ibid

GOVERNANCE AND INSTITUTIONAL FRAMEWORKS PROMOTING AND AFFECTING LNOB SUB-GROUPS

■ **National Gender Policy:**

Uganda has a National Gender Policy aimed at mainstreaming gender concerns in national development processes. It provides guidelines for integrating gender perspectives across different sectors. In line with this, the policy of affirmative action was adopted to partly address gender inequalities and promote women empowerment in political, social and economic spheres. As a result, positive outcomes have been realised in all spheres of various levels and these include: increased women participation in governance, enrolment of girls and women in education institutions and entrepreneurship.

The Government of Uganda has also enacted several laws aimed at promoting gender equality, such as the Domestic Violence Act (2010), the Prohibition of Female Genital Mutilation Act (2010), and the Equal Opportunities Commission Act (2007), National Gender Policy (2007), Employment Act (2006), National Policy on Elimination of Gender based violence (2016), The National Community Development Policy for Uganda (2015), The Equal Opportunities Policy (2006) and the Uganda National Culture Policy (2006), which have streamlined approaches to upholding and promoting gender equality.

The Ministry of Gender, Labour and Social Development is primarily responsible for gender issues, social development, and the welfare of special interest groups. It plays a critical role in policy formulation, advocacy, coordination, and monitoring of gender-related programs. The Ministry is further reinforced by other Government bodies that include the Equal Opportunities Commission, Ministry of Education and Sports, Uganda Parliamentary Forum on Gender, Parliament of Uganda, Ministry of Finance, Planning and Economic Development, Uganda Human Rights Commission and the Ministry of Local Government.

RECOMMENDATIONS TO REDUCE INEQUALITY

■ **The Ministry of Gender, Labour and Social Development should build capacity of stakeholders in implementation of development programmes to enhance women inclusion**

The Government should take proactive action and build technical capacity for gender mainstreaming through programme clusters to enable integration and tracking of plans and budgets. By taking the latter approach, inclusion of LNOB sub-groups will be enhanced when it comes to implementation of development interventions.

■ **Tailor make Financial loan packages suitable for women that have no collateral**

The Ministry of Finance, Planning and Economic Development working hand in hand with Banks, Microfinance Institutions amongst others to create loan packages that do not require land as the collateral but rather employ approaches like group security to enable women access finance capital.

■ **Massive multi-media sensitization and awareness of women rights and their strict enforcement**

The Ministry of Gender, Labour and Social Development, Ministry of Justice and Constitutional Affairs and that of ICT and National guidance should engage in carrying out massive, regular multi-media sensitization and awareness campaigns about women rights and employ strict enforcement and punishment measures on institutions and individuals that infringe upon the rights.



6 CLEAN WATER AND SANITATION



Ensure availability and sustainable management of water and sanitation for all

The goal is to avail clean and accessible water for all. It should be noted that water availability and good quality and adequate sanitation positively impact food security, livelihood choices and educational opportunities for low income families. The goal targets 11 indicators.

FACTORS CAUSING AND REINFORCING INEQUALITY (SDG SPECIFIC)

Although there is positive momentum by the Government of Uganda aimed at increasing access to safe water and improved sanitation for everyone by 2030, a number of factors constrain access to clean water by the LNOB sub-groups.

■ Discrimination and associated high costs continue to limit access to clean water by LNOB sub-groups

Although accessibility to safe water during the dry season has increased from 75 % in 2015 to 79 % in 2021, access to safe water for some LNOB sub-groups is lacking. For example, the Batwa (Kisoro), Iki (Kaabong) and Benet face similar challenging situations. One of the participants in the focus group discussion reported thus:

“Water for drinking and irrigation is inadequate, especially during dry seasons affecting both the upper belt (highlands) and the lowlands (plains).⁹⁷”

To make matters worse, a high proportion of the ethnic minority persons with disabilities (51.4%) found the cost of water unaffordable.⁹⁸ The lack of access to safe water exposes them to water-borne diseases further compounding their poor health. Refugees equally suffer high costs in accessing water. For example, at a cost of US \$80,000 per day, the water trucking response is costly and unsustainable.⁹⁹ This is further compounded by a high funding gap for the provision of water at 70%.¹⁰⁰

The urban people living in poverty pay as much as 22 percent of their income to access water from water vendors. Spending such a high percentage of earnings on water reduces overall household income, limiting opportunities to build savings and break the cycle of poverty. And many families living in rural areas spend more than 30 minutes walking to collect the water their families need, taking time away from work and school.

97 Key Informant Interview–Kween district -26th of May 2023

98 Ibid

99 Comprehensive Refugee Response Framework Uganda-The Way Forward October 2017

100 Ibid

■ **Geological challenges for retention and extraction of water and associated sparse settlement patterns in cattle corridor**

Most of these areas with geological challenges are in the dry cattle corridor, which has low surface and ground water potential, and requires expensive technologies like bulk piped water supply. The major challenges in providing access to safe water supply services include: the exhaustion of simpler technological water supply options, requiring a shift to more expensive technologies; a limited resource envelope that does not match the ever-increasing population in rural areas, and the nature of settlements that require more water supply technologies.¹⁰¹

■ **Limited funding that constrains LNOB sub-groups access to clean water and sanitation services**

A number of LNOB sub-groups continue to lack adequate access to clean water and sanitation services. For example, in December 2018, 35 percent of South Sudanese refugee families did not own a household latrine, resulting in them either sharing with neighbouring families, using communal latrines or practicing open defecation in the bush. Water is not distributed equitably, with refugees receiving between 12 and 28 litres per person per day.¹⁰² In Karamoja 62% lacked a toilet facility.

GOVERNANCE AND INSTITUTIONAL FRAMEWORKS PROMOTING AND AFFECTING LNOB SUB-GROUPS

Uganda has a number of policies such as the National Water Policy (2009) that promotes a new integrated approach to manage the water resources in ways that are sustainable and most beneficial to the people of Uganda. The National Sanitation Policy, the National Environmental Act, National Water and Sewerage Corporation Act, the Local Government Act and Public Health Act, the Water Act (1997), Cap 152 & Land Act (1998), Cap 227, The National Water Quality Management Strategy (2006), National Environment Management Policy (2014), Water and Sanitation Sub-Sector and the Gender Strategy (2018)

Elaborate institutional frameworks also exist to plan and coordinate the implementation of water and sanitation services to ensure inclusion of for all by both affordability and geographical reach. The institutions include the Ministry of Water and Environment, Ministry of Local Government, National Environment Management Authority, National Water and Sewerage Corporation, Ministry of Health, Ministry of Education and Sports and Ministry of Agriculture, Animal Industry and Fisheries.

RECOMMENDATIONS TO REDUCE INEQUALITY

■ **The Government of Uganda, Development Partners should undertake deliberate actions including specifically targeted water and sanitation interventions for specific marginalized groups**

The Ministry of Water and Environment, Ministry of Local Government, Development Partners and NGOs involved in water and sanitation at the National and other levels should invest heavily in expansion of water facilities such as boreholes and pipe water supply systems and the construction of large capacity water dams in the drought prone cattle corridor to enhance effective water supply to LNOB sub-groups.

¹⁰¹ Government of Uganda (2020). The Second Voluntary National Review Report on the Implementation of the 2030 Agenda for Sustainable Development

¹⁰² Government of Uganda (2020). The Second Voluntary National Review Report on the Implementation of the 2030 Agenda for Sustainable Development

4.2.2. PLANET



Under the Planet pillar, the UN and Member Nations are determined to protect the planet from degradation, including sustainable consumption and production, sustainably managing its natural resources and taking urgent action on climate change, so that it can support the needs of the present and future generations.¹⁰³

Under the Planet Pillar, the LNOB sub-groups that have been discriminated against include the Refugees, Ethnic Minorities, Fisher Folk, Pastoral Communities, Slum Dwellers, , Rural and Urban Poor, the Working Poor and hard to reach areas / communities, Women, Youth and Persons with Disabilities, Older Persons, Refugees, Migrants and Internally Displaced Persons..

Progress / Ongoing efforts to include LNOB sub-groups

There has been increased access to clean energy electricity. For instance, the proportion of the population with access to electricity stands at 51% as of 2018, according to the UBOS Annual Statistical Abstract 2022, and were above the NDP III target (35%) for 2021. Similarly rural electrification programmes have been undertaken by the Government to ensure inclusion of LNOB sub-groups.

The Government of Uganda has also amendment the PPDA Act 2021 on Government procurement to provide opportunities that will benefit LNOB sub-groups especially the reservation scheme in the procurement of goods and services. For example, Section (59) (B) (2) of the PPDA Amended act 2021 on reservation schemes states that a public procurement contract shall be subject to a reservation scheme to promote the participation of registered associations of women, youth and persons with disabilities.

The LNOB assessment also established that some of the Local Governments (Kitgum, Nakasongola, and Yumbe) had incorporated disaster risk reduction and climate change measures into their District Development Plans for the LNOB sub-groups. This was because the District Leaders recognized that LNOB sub-groups are highly vulnerable to climate change and disasters.

The LNOB sub-groups have also accessed opportunities for investment in Central Forest Reserves through collaborative forest management; licensed tree planting / tree growing, tree nurseries, community eco-tourism development, forest protection patrols and bee keeping. Strengthening the participation of the indigenous ethnic minorities was required for exploitation of green economy / jobs opportunities.

Gaps in inclusion of LNOB sub-groups

- There is noticeable progress to increase access to electricity. However, the majority of the population is not connected to the national grid, as evidenced from the UNHS 2019/2020 which indicated that only 19% of the households were using electricity for lighting.
- There is limited or lack of awareness about the PPDA (Amendment) Act, 2021, particularly the reservation scheme intended to benefit the LNOB sub-groups. This leads to denial or outright exclusion of LNOB sub-groups from benefitting from the government contracts at national and local Government levels.

Strategic and high level recommendations

- The Ministry of Energy and Mineral Development should institute measures to encourage the LNOB to use clean energy such as subsidies for clean energy, free connectivity and increased awareness on biogas usage.
- There is a need to enforce implementation of laws and regulations on the environment like the National Environment Act, No. 5 2019 and the National Environment (wetlands, river banks and lake shores Management) Regulation 153-5

¹⁰³ Transforming our World: The 2030 Agenda for Sustainable Development- A/RES/70/1



Ensure Access to affordable, reliable, sustainable and modern energy for all

SDG 7 requires member states to ensure access to affordable, reliable, sustainable and modern energy for all. All UN Member States are expected to ensure universal access to affordable, reliable and modern energy services.

FACTORS CAUSING AND REINFORCING INEQUALITY

■ High cost of electricity which is unaffordable by LNOB sub-groups

According to the Annual Equal Opportunities Commission Report 2021/2022, the average monthly cost of electricity paid by the respondents was UGX 25,538. This made it difficult for the vulnerable groups to maintain this energy source since it was expensive. The cost of connection was relatively high compared to the levels of income of the marginalised. In addition, the report highlighted that the connection requirements and processes were standard and bureaucratic; they do not favour the illiterate, casual labourers, women overburdened with household chores, older persons and PWDs in case of making several trips to Rural Electricity Agency pay points, yet they are critical for one to get connected to electricity.

■ Limited infrastructure to enable access to clean energy by refugee settlements

Access to sustainable energy for sufficient and clean cooking, lighting and power, remains a key challenge in the refugee settlements and refugee-hosting areas. Over 75 percent of refugees are without any renewable source of energy, with 93 percent of refugee and host community households depending on fuel wood energy for cooking.

Only 45 percent of refugees and 20 percent of host community households report using energy-saving stoves. Refugee households spent on average 22 per cent of their income on energy, with women and children spending 12–24 hours a week collecting firewood.¹⁰⁴

■ Spatial isolation in electricity distribution contributes to exclusion of LNOB sub-groups in accessing clean energy, especially electricity

These assessment findings show very glaring sub-regional disparities in the way main grid infrastructure was distributed to the disadvantage of LNOB sub-groups living in the sub-regions of Karamoja, Teso and West Nile. For example, Kampala had the highest percentage of households that used grid electricity for lighting (93%) while Karamoja sub-region had the lowest (1%).¹⁰⁵

■ Limited access to clean energy; electricity and solar

According to the UNHS report 2019/20, 1.9% of the households in Peace, Recovery and Development Plan Districts were severely affected in terms of access to grid electricity. The assessment further established that households in mountainous areas had the lowest access (12.8%) as compared to non-mountainous areas (19.4%). Further, with the residential mapping, half of the households in urban areas used grid electricity for lighting (51%) compared to (5.2%) of households in rural areas.

¹⁰⁴ Government of Uganda (2020). The Second Voluntary National Review Report on the Implementation of the 2030 Agenda for Sustainable Development

¹⁰⁵ UBOS (2021). Uganda National Household Survey 2019/2020. Kampala, Uganda; UBOS

GOVERNANCE AND INSTITUTIONAL FRAMEWORKS PROMOTING AND AFFECTING LNOB SUB-GROUPS

The Government of Uganda has put in place a number of laws, policies and programmes to ensure increased energy access to all, inclusive of the LNOB sub-groups. They include: Uganda Rural Electrification Access Project 2015-2024, Sustainable Energy Response Plan for Refugees and Host Communities 2022-2025, the Renewable Energy Policy (2007), the Energy Policy 2002, the Petroleum Act (2013) which operationalises the National Oil and Gas Policy; the Biofuels Act (2020), the Electricity Act (1999) and the Atomic Energy Act 2008. Institutional frameworks are also in place to regulate, generate and distribute all forms of energy to support social economic transformation. Among the key institutions are the Ministry of Energy and Mineral Development, Uganda Electricity Regulatory Authority (ERA), Uganda Electricity Generation Company, Uganda Electricity Distribution Company and the private sector actors such as UMEME, Electro Marx, Petroleum Companies and many others that supply and install renewable energy such as solar.

RECOMMENDATIONS TO REDUCE INEQUALITY

■ **The Ministry of Energy and Mineral Development should promote the use as well as subsidise clean energy for consumers especially LNOB sub-groups**

On top of the free connection done under the rural electrification, the Government of Uganda through Ministry of Energy and Mineral development should work towards promoting and subsidizing energy sources namely electricity, solar, liquefied petroleum gas and cooking stoves for cooking to enable LNOB sub-groups such as ethnic minorities, refugees and fisher communities have access to cheap and clean energy so as to reduce the heavy dependency on biomass which destroys the environment.



Ensure Sustainable Consumption and Production

The aim of Goal 12 is to promote sustainable consumption and production aimed at ‘doing more and better with less’, increasing net welfare gains from the economic activities by reducing resource use, degradation and pollution along a whole life-cycle, while improving quality of life. It involves engaging consumers through awareness-raising and education on sustainable consumption and lifestyles, providing adequate information through standards and labels, and engaging in sustainable public procurement.¹⁰⁶

FACTORS CAUSING AND REINFORCING INEQUALITY

■ **The LNOB sub-groups have not been sensitized about the opportunities they can tap into to benefit from sustainable public procurement**

So far the Ministry of Finance, Planning and Economic Development has already embarked on a training of trainers program on sustainable public procurement and rolled out training syllabus and means of verification for seven products to be evaluated, and capacity building on sustainable public procurement. In addition, Procurement dialogues have been held on sustainable procurement with Development Partners, Civil Society organisations, the Private Sector, Heads of Procurement and other stakeholders.¹⁰⁷ However, LNOB sub-groups namely vulnerable and marginalised women, youth and persons with disabilities, older persons, refugees and ethnic minorities have not been sensitized about the reservation scheme on procurement contracts that could benefit them, thus they continue to be denied opportunities to benefits from procurement reforms which impairs the improvement of their wellbeing.

106 Office of the Primary Minister (2021) Sustainable Development Goals Progress Report 2021

107 Ibid

GOVERNANCE AND INSTITUTIONAL FRAMEWORKS PROMOTING AND AFFECTING LNOB

There have been deliberate attempts by the Government of Uganda to bring on board the LNOB sub-groups so as to enable them benefit from government contracts as way of supporting the improvement of their wellbeing. Key among such policy initiatives include the National Action Plan 2021-2026 on integrated sustainable procurement, National Public Sector Procurement Policy operationalised by the PPDA Amendment Act 2021 and PPDA regulations –section 59 (B)(2) of the (Amended) Act prescribes reservation scheme to 1) Promote participation of local communities or local organisations, including registered small and medium enterprises, and business ventures, and 2) Promote the participation of registered associations of women, youth, and persons with disabilities among others¹⁰⁸.

A constellation of government institutional frameworks is in place to support and implement the above policies and laws to enable the LNOB sub-groups benefit from goal 12. The institutions include the Ministry of Finance, Planning and Economic Development, Ministry of Justice and Constitutional Affairs, Ministry of Local Government, Ministry Gender, Labour and Social Development, Ministry of Trade, Tourism and Cooperatives, National Forestry Authority, Uganda Wildlife Authority and Uganda Bureau of Statistics amongst others.

RECOMMENDATIONS TO REDUCE INEQUALITY

■ Government and CSOs should work together to sensitize LNOB sub-groups on opportunities inherent in amended procurement law

There procurement law amendment provides for opportunities for LNOB sub-groups as first priority to benefit from some government contracts. It is therefore important for government, if it is to insure inclusion of LNOB sub-groups, to create much needed awareness about such opportunities, particularly about the reservation scheme and how they can benefit as individuals or groups.



Take urgent action to combat Climate change and its impacts SDG Goal

13 focuses mainly on addressing the needs of developing countries to both adapt to climate change and invest in low-carbon development and to improve awareness raising, education and institutional and human capacity on mitigation, impact reduction, early warning, and adaptation to climate change.

FACTORS CAUSING AND REINFORCING INEQUALITY (SDG SPECIFIC)

■ Limited awareness of climate change issues among the LNOB sub-groups

The UBOS Annual Statistical Abstract 2022 revealed an increasing trend in the number of deaths, missing persons and directly affected persons attributed to disasters per 100,000 of the population to have increased from 1.24 in 2015 to 103 persons in 2018. This may have been attributed to limited understanding on climate change among the marginalized sub groups, as well as insufficient attention by Government, Private sector, Civil Society and Communities and other stakeholders to climate change initiatives.

■ Mismanagement of natural resources onto which LNOB sub-groups derive a livelihood

According to the SDG progress report 2021, Uganda has an average annual loss of natural forest of 2%¹⁰⁸ PPDA (Amendment) Act 2021

per annum, one of the highest in the world. This could be attributed to the poor management of natural resources, specifically forests. However, Ethnic minorities, a case of the Batwa and Ik, mainly depend on forests for livelihood. This has left them more vulnerable for sustainable development.

■ **Counter-productive cultural beliefs and practices of sense of belonging of persons that live disaster prone areas**

The key perceived attribute is cultural beliefs and practices of sense of belonging to specific areas that sabotage the relocation plans by the Government for people in the areas that are disaster prone.¹⁰⁹ According to the Daily Monitor Newspaper of 26th April 2023, more than 3000 residents were relocated to Kiryandongo District. Each family was given 2.5 acres of land. However, 13 years later, some of the survivors have returned to Nametsi despite the Government and experts warning that the area is still not safe for habitation.

GOVERNANCE AND INSTITUTIONAL FRAMEWORKS PROMOTING AND AFFECTING LNOB SUB-GROUPS

The Government of Uganda has put in policy, legal and institutional frameworks to support inclusion of LNOB sub-groups in natural conservation and climate change mitigation. These include the National Forestry Policy 2001, National Forestry and Tree Planting Act, 2003; National Adaption Action Plan (2007), the Local Government act as amended, the green growth development strategy and National Community Tree Planting Program (NCTPP) for supply of free community seedlings, beekeeping in forest reserves and open and frank engagement of forest edge communities by NFA through participatory Resource Assessments and development of community forest management agreements and plans. All the above programmatic interventions have provided opportunities in which LNOB sub-groups can be included in terrestrial management. The Government of Uganda has also put in place institutional frameworks that cascade from the national to local level in an effort to ensure interventions are streamlined and bring on board each and every one. Some of the key institutions include the forestry sector support department; the National Forestry Authority, District Forestry support services and enforcement measures through the environment protection police unit, National Environment Authority, Ministry Water and environment, Ministry of Agriculture, Animal Industry and fisheries.

RECOMMENDATIONS TO REDUCE INEQUALITY

■ **Government, CSOs and National Forestry Authority should create much awareness to bring on board the LNOB Sub-groups in the forest conservation activities**

Increase awareness and provide incentives for afforestation by LNOB sub-groups especially the indigenous ethnic minority communities and private sector enterprises through the parish development model.

■ **The Government of Uganda needs to sensitise LNOB sub-groups and create much needed awareness about dangers of climate change**

There is need for the Government of Uganda through NEMA, Local Governments to create much needed awareness of climate change among the marginalized sub groups as well as sufficient attention by Government, Private sector, Civil Society and Communities and other stakeholders to climate change initiatives by establishing partnership to create synergies as well as mobilise adequate resources.

109 Office of the Prime Minister (2021) sustainable development goals progress report 2021



Conserve and sustainably use the oceans, seas, and marine resources for Sustainable Development

The goal calls for careful management of the essential global resources as critical to the future. The world's oceans-temperature, chemistry, currents and life –drive global systems that make the earth habitable to human kin.¹¹⁰ Rain water, drinking water, weather, climate, coastlines, much of the food, and even the oxygen in the air, are all ultimately regulated by the sea.

FACTORS CAUSING AND REINFORCING INEQUALITY (SDG SPECIFIC)

■ Gender discrimination in fisheries sector

A 2018 study of Uganda's national gender profile of agriculture and rural livelihoods indicates that fishing continues to be the preserve of men, while women dominate fish processing and trading in most parts of the country. Despite women's importance and contribution to the artisanal fishing industry, women have received limited attention from both Government and non-Governmental organisations.¹¹¹

■ Lack of tailor made government programmes suited for the fisher-folk at landing sites on the mainland and within island

Observations from the literature reviewed and interviews conducted with technocrats at district level show that there is limited Government e tailor made development programmes suitable for fisherfolk. One of key informants observed that:

*"We are in production sector and for a number of years; NAADS has come in to offer support to farmers, the fisher folk is not considered. So when you go out to the field at landing sites, they say ok livestock keepers are given goats and poultry and the cultivators are given planting materials but as a fishing community we are not given even a fish cooling plant. So what is there for them as far as government support is concerned? Because there is no kind of support to fisher folk, those people feel that indeed they are left behind because nobody is caring for them because there is no much direct support from government provided to them."*¹¹² (KII- Buyende DLG)

The challenges attributed to limited government support to fisher folk goes beyond the capture fish to include those engaged in aqua culture. It was reported that scarcity of the breeding material was such a big challenge. For example in Kwania district, it was reported thus:

*There is a problem of limited or no supply of fish fingerlings/fish seeds since there are no fry centers in Kwania district. The only source of available fingerings provided by a NGO in Inomo sub-county was also non-functional.*¹¹³ (KII- Kwania DLG)

¹¹⁰ Office of the Primary Minister (2021) sustainable development goals progress report 2021

¹¹¹ Government of Uganda (2020).The Second Voluntary National Review Report on the Implementation of the 2030 Agenda for Sustainable Development-P65

¹¹² Key Informant interview - 26th May 2023-Buyende district

¹¹³ Key Informant interview- 27th May 2023-Kwania district

Yet increased production of the aqua culture has an effect of easing pressure on fishing on the lakes and rivers thus contributing to inclusive and sustainable fisheries resources in Uganda.

■ **Poor sanitation and limited water treatment at landing sites**

Evidence from the documents reviewed and interviews conducted by this LNOB assessment indicates that there is a lack of proper water effluent treatment and sanitation systems at slums and informal settlements such as fish landing sites.¹¹⁴

GOVERNANCE AND INSTITUTIONAL FRAMEWORKS PROMOTING AND AFFECTING LNOB

The Government of Uganda continues to improve fisheries by putting in place LNOB sub-groups' inclusive policies and programmes for proper harnessing and conserve fisheries resources. The government also continues to fund and operationalize institutional frameworks to enhanced fisheries conservation and development. The institutions are the Ministry of Agriculture, Animal Industry and Fisheries, Fisheries Resources Department, the National Agricultural advisory services (NAADS), National Agricultural Research Organization, Ministry of Water and Environment and the National Environment Management Authority.

RECOMMENDATIONS TO REDUCE INEQUALITY

■ **Government should include LNOB sub-groups in fisheries policy formulation and implementation to ensure their inclusion**

When the LNOB sub-groups are brought on board on the policy formulation and implementation there is likelihood that they will own and observe the fishing regulations and standards thus contributing and benefitting from marine resources for sustainable development.

114 SDG Secretariat-SDG Progress Report 2021



Protect, restore and promote sustainable use of terrestrial ecosystems, sustainably manage forests, combat desertification, halt and reverse land degradation and halt biodiversity loss

The purpose of the goal 15 is to promote forests as key to combating climate change and protecting biodiversity and the homes of indigenous populations. Human activities and climate in Uganda are responsible for deforestation and desertification and have affected the lives and livelihoods of people against poverty.

FACTORS CAUSING AND REINFORCING INEQUALITY (SDG SPECIFIC)

■ Limited financial capacity for ethnic minorities to participate in government environmental conservation programs

The Government of Uganda has continuously reserved and restored a number of forests to ensure progress on SDG 15, with the inclusion of the ethnic minorities by creating opportunities to participate in these schemes, for example the Batwa of Kabale and Kisoro. However, these need to be empowered financially to harness these opportunities in order not to be left behind.

GOVERNANCE AND INSTITUTIONAL FRAMEWORKS PROMOTING AND AFFECTING LNOB SUB-GROUPS

Several laws, policies and institutional bodies have been put in place by the government of Uganda to promote conservation and sustainable use of forest resources that LNOB sub-groups can benefit from. These include National Forestry Policy 2001; National Forestry and Tree Planting Act; 2003; the forestry sector support department; the National Forestry Authority, District Forestry support services and enforcement measures through the environment protection police unit.

RECOMMENDATIONS TO REDUCE INEQUALITY

■ The Government of Uganda, through National Forest Authority should provide loans to batwa ethnic minority to enable them participate in forest conservation activities

The Government should financially empower the minority ethnic groups especially the Batwa by extending soft loans to enable them afford to buy bee hives and assist them engage in tree planting activities on land allocated to forest edge communities.

4.2.3. PROSPERITY



The Prosperity Pillar implores all UN member states to ensure that all human beings can enjoy prosperous and fulfilling lives and that economic, social and technological progress occurs in harmony with nature.

LNOB sub-groups left behind under this Pillar include the Women, Youth, Older persons, PWDs, Women, girls, Refugees, Ethnic minorities, fisher folk, Pastoral Communities, Slum dwellers and the working poor

Progress/Ongoing efforts focused on LNOB sub-groups

With full adoption of the SDG agenda, the Government of Uganda has been very innovative in its policy and programming to ensure LNOB sub-groups are included in its prosperity agenda. In the recent years, there have been ongoing efforts to improve service delivery and quality of life of the vulnerable groups. For example, Uganda Women Empowerment programme (UWEP) has been specifically tailored and targeted towards improving vulnerable women; the social action grant for the elderly (SAGE) has been ongoing purposely to cater for social protection of the older persons. In addition, Youth livelihood programme has been designed and operationalised to improve the wellbeing of youth country wide, the Special Grant for Persons with Disabilities (SGPWD) is in place to uplift the wellbeing of persons with disabilities countrywide. In the recent past, the Parish Development Model (PDM) targeting 39% of the population in the subsistence economy further consolidates government efforts to improve the overall being of the LNOB sub-groups.

Gaps /constraining factors

Despite progress made by the Government of Uganda to address the plight of the LNOB sub-groups to ensure they are included in the prosperity agenda, a number of gaps persist. There is persistent weak enforcement of labour laws by the responsible ministry of Gender, Labour and Social Development. This is further compounded by the fact that about 90% of the employment being in the informal sector making it difficult to enforce labour laws and of course discriminatory wage for groups such as refugees versus host communities and women versus men. Worse still, there is complete absence of a regulation on minimum wage and social benefits like insurance and social security cover further alienating some LNOB sub-groups in the prosperity agenda.

Some LNOB sub-groups are ignorant about their rights basically due to low levels of education and restrictive infrastructure in transport and communication. For example among PWDs lack of knowledge and awareness of their rights, have low levels of education, experience mobility challenges to access services and some public structures, like offices, among others, hence difficulties in getting employment opportunities. Furthermore, the external exportation of labour continues to disproportionately affect the rights of the youth and women due to lack of a proper labor market information system from the responsible ministry and diplomatic missions.

Limited or even lack of data about the populations and specific needs of each of the LNOB sub-groups makes it difficult to plan and also project their needs in terms of assistive devices, appropriate infrastructure and awareness creation about their rights.

Strategic and high level recommendations

- **OPM should strengthen SDG secretariat**

The office of the Prime Minister and specifically the SDG secretariat should strengthen efforts to implement, monitor, co-ordinate interventions to enable inclusiveness and decent work.

- **The Uganda Bureau of Statistics should enhance the data production**


The Uganda Bureau of Statistics should enhance the data production to provide timely and frequent economic statistics that could inform better planning and effectively monitoring and evaluation of government programmes on inclusive growth, employment and decent work for all.

- **Ministry of ICT and National Guidance should equip LNOB sub-groups with digital skills**

Recognizing the importance of the digital skills in the digital age, there is a need for the government to prioritize the specific LNOBs sub-groups and equip them with the necessary knowledge and capabilities to be able fit in the competitive changing world. Prioritize digital literacy programs, up-skilling and re-skilling initiatives, and promote STEM education to bridge the digital divide and ensure equal opportunities for all.

- **The national M&E frame should have LNOB sub-group indicators**

clear LNOB indicators and targets for monitoring and evaluation across MDAs and Local Governments programmes and projects to ensure effective inclusion and accountability.



Promote sustained, inclusive and sustainable economic growth, full and productive employment and decent work for all

FACTORS CAUSING AND REINFORCING INEQUALITY

- **Due to limited resource envelope of the Government, the Ministry of Gender, Labour and Social Development remains poorly funded and therefore has limited capacity such as few personnel to enforce labour laws throughout the country**

Due to limited resource, the Ministry of Gender, Labour and Social Development remains poorly funded and therefore has limited capacity to effectively enforce labour laws. As a consequence, children have been subjected to hazardous working conditions (injuries and illnesses associated with stone dust and mercury poisoning) in alluvial gold mines and limestones in Karamoja sub-region¹¹⁵ While in urban centres, workers especially those working in hotels and manufacturing industries, have no contracts and are exploited. Other labourers work in hazardous conditions without protective gear and meagre wages which are not adequate to support their wellbeing.¹¹⁶

- **High informality of the economy constraints economic growth impacting negatively on employment options for youth and women**

The slow progress of high-impact sectors such as agriculture, manufacturing and tourism, coupled with weak value chains, has hindered the economy from optimizing gains in productivity, job creation, poverty reduction and structural change. This has resulted in 87.9 percent (91.2 percent female, 85.6 percent male) of the population being engaged in informal employment excluding agriculture. Moreover, almost 91.8 percent of young people aged 18–30 years are in informal employment outside of agriculture. (NLFS 2021)

115 UBOS- National Labour Force Survey (NLFS) 2021 Thematic Reports

116 Ibid

■ LNOB sub-groups economic activities hard hit by effects of Covid-19

Most of the LNOB sub-groups (women, youth and PWDs) operate small scale businesses that were severely hit by lockdowns and attendant reduction in customer number and supply of the tradable commodities. They are also required to pay a high Government tax which renders their businesses to collapse.

■ Diaspora lack an elaborate framework to channel remittances to productive investments

In the recent years, Uganda has registered significant inflow of remittances yet diaspora participation in productive investments remains limited. This LNOB assessment has established from reviewed documents that, there is limited participation of diaspora in economic development due to lack of supportive structures and systems. It has been reported by diaspora themselves that there are still significant obstacles to investment, including a lack of information about investment opportunities and the challenges of doing business in the country. For some diaspora, they find it a challenge to navigate the investment landscape. This is particularly due to lack of reliable information about investment opportunities coupled with the process of setting up a business in Uganda which is reported to be time-consuming and confusing.¹¹⁷

■ Discriminatory wages for refugee labour

Although evidence from the UNHCR (2021) report revealed that 29% of the refugees were actively working, the National Voluntary Review (2020) report shows that the refugee population only benefitted in a limited way from decent work because their wages were 35 percent to 45 percent lower than the host community. In South West, for example, refugees earned half that of nationals (523 UGX per day compared with 1,079 UGX per day), mainly in small-scale agriculture. Although there is a need for skills and job training among refugees, only 8 percent report receiving it.¹¹⁸

■ Increasing youth population and associated unemployment challenges

High informal employment is a manifestation of a lack of productive employment and decent work, especially for the youth population.¹¹⁹ The female unemployment rate (11 percent) is higher than that of males (8 percent)¹²⁰

■ Exploitative cash crop economies that breed child labour

Child labour remains high at 39.5 percent (female, 37.9 percent; male, 41.0 percent) nationally with regional variations. In Karamoja sub-region, the rate is at 55.6 percent, followed by Lango at 52.0%. (NLFS 2021) Child labour violates children's rights and hinders the realization of development goals. Moreover, prematurely engaging children in work as child labourers has adverse effects on their education.¹²¹

■ Gender, age and socially based discrimination in employment for PWDs

Women, Youth and older persons with disabilities have continued to suffer disproportional unemployment compared to other persons. For example, adult women with disabilities continue to suffer occupational discrimination, and they rarely participate in economic decision-making.¹²² As for the young women with disabilities, they are forced to work against disability and gender-based societal prejudices (UN, 2021).¹²³ One key informant reported thus:

"Access to employment and equal pay is still a challenge; the majority of PWDs are mostly employed in low paying jobs."¹²⁴

While the youth with disabilities suffered higher unemployment rate than the rest of the youth population in every society.¹²⁵ This is evident in their low levels of education attributed to access challenges such as lack

117 <https://nilepost.co.ug/2023/04/26/business-perspective-overcoming-challenges-for-diaspora-ugandans-trying-to-invest-back-home/> accessed on 29th May, 2023.

118 Government of Uganda (2020). The Second Voluntary National Review Report on the Implementation of the 2030 Agenda for Sustainable Development

119 Ibid

120 Ibid

121 Government of Uganda (2020). The Second Voluntary National Review Report on the Implementation of the 2030 Agenda for Sustainable Development

122 Equal Opportunities Commission 2021 Annual Report

123 Ibid

124 Key Informant Interview with National Council for Persons Living with Disability-12th /06/2023

125 Equal Opportunities Commission 2021 Annual Report

of assistive devices, inaccessible facilities, stigma at schools and lack of special needs children which often leads to further vulnerability to poverty.¹²⁶ Limited access to education by PWDs implies low skills and high levels of illiteracy that often hinders them for accessing employment and limited or lack of awareness of available economic empowerment opportunities in development programming by the Government.

GOVERNANCE AND INSTITUTIONAL FRAMEWORKS PROMOTING AND AFFECTING LNOB SUB-GROUPS

The Government of Uganda has positively responded to the plight of LNOB sub-groups and created initiatives to ensure they are supported to improve on their wellbeing. Some of the key initiatives include capitalization through Uganda Development Bank to support micro and small scale business enterprises for LNOB sub-groups. Youth Livelihood programme and *Emyooga* Fund have already been rolled out to support businesses for the youth. In addition, Parish Development Model (PDM) has been rolled out targeted the 36% of the population outside cash economy. PDM has been operationalised hand in glove with and Operation wealth Creation to enhanced support to the LNOB sub-groups. A Small and Medium Enterprise Fund has also been operationalised to support small enterprises run by the vulnerable such as youth, women, PWDs and older person.

In order to effectively target LNOB-sub-groups in delivery the above policies and programmes, the Government of Uganda has operationalised a constellation of institutional framework cascading from the national to local community level. The institutional framework includes the Ministry of Local Government, Institutional Ministry of Gender, Labour and Social development, Ministry of Education and Sports, Uganda Bureau of Statistics, Office of the Prime Minister, Presidents Office and Parliament of Uganda. The latter institutions work in concert to ensure there is accurate targeting of LNOB sub-groups, requisite resources are mobilized, adequate data is generated for both identify the targeted populations and monitoring and evaluation of the performance of the programmes.

RECOMMENDATIONS TO REDUCE INEQUALITY

■ Government should support PWDs in improving their skills and job placement

The Government should therefore prioritize vocational rehabilitation, job search assistance, and placement to develop or restore the capabilities of persons with disabilities to favorably compete in the labour market and facilitate their inclusion in the labour market.

■ Government should support locally based livelihood LNOB sub-group activities

In order to include LNOB sub-groups, a variety of economic activities can be developed that are connected to pastoral livestock-keeping, including input delivery, veterinary services, trading, transport, processing and infrastructure.

■ The Ministry of Gender, Labour and Social Development should carry out massive awareness and enforcement of laws at workplaces

A lot awareness and sensitization as well as enforcement of the labour laws should be given a priority by the Ministry of Gender, Labour and Social Development to ensure that child labour is eliminated, women and PWDs, refugees rights are observed at all workplaces.

■ Ministry of Finance, Planning and Economic Development put in place appropriate investment framework attractive to diaspora investments

Ministry of Finance, Planning and Economic Development should put in place investment frameworks attractive to diaspora to enable them channel their remittances into productive investments that will contribute to creation of more employment opportunities.

■ Ministry of Gender, Labour and Social Development support institution of social protections measures for LNOB sub-groups in whatever livelihood activities engaged in

Ministry of Gender, Labour and Social Development support institution of Social protections mechanism to protect the vulnerable such as PWDs, Women, Youth and refugees during times of humanitarian emergencies such as Covid-19 pandemic.

126 Ibid



Build resilient infrastructure; promote inclusive and sustainable

industrialization and foster innovation. Basically the goal refers to investments in infrastructure – transport, irrigation, energy and information technology as crucial to achieving sustainable development and empowering communities.

FACTORS CAUSING AND REINFORCING INEQUALITY (SDG SPECIFIC)

■ **Gendered disparities in phone ownership**

UNHS report 2021 indicates that women still suffer gender discrimination in ownership of phones and internet access with few women (64.6 per cent) than men (78.4 percent). Such state of affairs negative impacts women in terms of limited access to convenient means of communication thus limited their livelihood opportunities for self-advancement.

■ **Lack of electricity infrastructure and associated high costs of electricity connection negatively impacts opportunities for LNOB sub-groups in rural areas**

It has become apparent that lack of infrastructure to support value addition especially on agricultural products such as lack of reliable electricity for milling and high connections charges ranging from UgX700, 000-1.2m charged by REA staff. Furthermore, since most of the LNOB sub-groups cannot afford access to the electricity grid due to lack of power lines in their areas.¹²⁷ Yet electricity is critical for many production activities to happen; including digital and ICT equipment, machine work for value addition such as; metal fabrication, milling of grains and cooling milk among others.

■ **LNOB sub-groups continue to suffer discrimination due inappropriate public infrastructure, transportation and communication systems**

In both urban and rural areas, LNOB SUB-groups especially older persons, PWDs, and pregnant women are faced with inappropriate and exclusive public infrastructure, transportation and communication systems that do not take care of the different special needs for transport from one place to another. This is coupled with discriminatory practices in policies, institutions, which lead to biases, stigmatization and stereotypes. This also makes it difficult for the different LNOB's sub groups to access public services and effectively participate in development opportunities.

■ **Skewed ownership of mobile phones and internet access that discriminates against women, disability, elderly and youth.**

Women continue to suffer limitations from timely access to useful and productive information. A recent UNHS 2021 report shows that fewer women (64.6 per cent) than men (78.4 per cent) own mobile phones¹²⁸. Out of the population that owns mobile phones, the proportion that used the internet was higher for males (8%) compared to females (5%).¹²⁹

¹²⁷ Kapelebyong District Local Government District Development Plan 2020/2021 – 2024/2025

¹²⁸ UBOS(2021).Uganda National Household Survey 2019/2020. Kampala, Uganda; UBOS

¹²⁹ Ibid

■ **Ethnic Minority-the Batwa makeshift housing structures cannot support any electrical installation**

It has been observed during this LNOB assessment that most of the housing structures of the Batwa are makeshift and taupalin structures that cannot have any electricity installation¹³⁰ due to lack of support walls and poles upon which wiring pegs can be attached.

GOVERNANCE AND INSTITUTIONAL FRAMEWORKS PROMOTING AND AFFECTING LNOB SUB-GROUPS

The Government is working towards the reduction of the cost of internet from the current USD 70(269,578) to USD 30(Sh115, 533) for each megabyte per second. In addition, the Government is working hard to extend the national backbone infrastructure to ensure many the LNOB sub-groups especially the youth have access to internet as well as enhance e-government countrywide. Government is also examining then tax regime so that taxes are removed and other barriers to reduce internet cost.¹³¹ This strategic intervention will enhance digital uptake for the youth and support access to online education during times of emergence.

In addition to government efforts, private sector such as MTN, Airtel, Mango telecommunication companies continue to roll out infrastructure throughout the country to enable voice and data access in the far flung areas of the country where the rural youth and women can access opportunities for e-commerce.

RECOMMENDATIONS TO REDUCE INEQUALITY

■ **Ministry of ICT and National Guidance enter into partnership with private telecom companies to enhance women phone ownership and internet access**

The Ministry of ICT and National Guidance should work hand in hand with private sector to create incentives for increased access to phone handsets with promotions targeting women and girls. Such an approach could go a long way in increasing women access phone ownership as well access to internet.

■ **Ministry of Works and Transport should support and invest in infrastructure appropriate for PWDs, Expectant mothers and Older person**

The Ministry of Works and Transport should support and invest in inclusive and user friendly transport infrastructure able to take care of the different conditions and needs for the disabled persons, expectant mothers, and elderly among others. Such friendly infrastructure could go a long way at enhancing inclusion of such groups in mobility as they go about pursuing livelihood opportunities and access to appropriate health and education services.

■ **Ministry of ICT and National Guidance put in place policy incentives to enable LNOB sub-groups access to digital enabled devices and services**

The Government should put in place policy incentives that support vulnerable groups to easily access and afford to use digital technologies for business and production. Thus policy incentives could increase access and reduction in the cost of digital devices, power, airtime and data to be able take advantage of the digital dividend.

¹³⁰ Observation picture of Batwa settlement in Kisoro district

¹³¹ <https://www.agriculture.go.ug/avcp/> accessed on 28th May 2023



Reduce inequality within and among countries

The aim of this goal is to promote universal policies to address the needs of the disadvantaged and marginalised populations. For a fact, consensus is that economic growth is insufficient to reduce poverty if it is not inclusive and does not involve the three dimensions of sustainable development: economic, social and environmental. Uganda has maintained a medium level of inequality for some time.

For instance, the national Gini coefficient ranged from 0.41 in 2005/6 to 0.42 in 2016 in 2019/20 although there are variations across sub-regions. Inequality is a big obstacle to achieving SDG 10 as it affects critical development dimensions and increases vulnerability to poverty. Under current circumstances, the vulnerable population is projected to increase to 30.6 million by 2030. Accompanying the recent rise in poverty is growing income inequality.¹³²

FACTORS CAUSING AND REINFORCING INEQUALITY

■ Widening inequalities between poor and rich as well as urban and rural areas negatively impact LNOB sub-groups

Uganda National Household Survey 2019/2020 highlights the income inequality as measured by the Gini coefficient remains a significant development challenge. The consumption gaps between the rich and the poor remained unchanged for the rural and urban areas. The Uganda National Service delivery report 2021 indicates 72% access to classrooms by PWDs having improved in the education sector. LNOB sub-groups (women, youth) still have unequal access and are discriminated against land ownership and wage employment where jobs in the public sector on average pay for women remains at 40 percent less than it is for men.¹³³

■ Unequal distribution of infrastructure affecting the persons who live in remote areas especially refugees and other disadvantaged groups with only 0.4 percent of districts road paved

UNDP (2018) report noted the prevalence of legacies of deprivation and/or inequity in infrastructure, transportation and/or public services limit the choices, mobility and opportunities of people in some localities especially the hard to reach areas like Karamoja region, mountainous, islands and urban slums. The infrastructure gaps due to place of residence or geographical location often led to limited access to basic services and/or roads, public transport, internet broadband, sanitation and energy, basic services and/or roads, public trans-

¹³² Government of Uganda (2020). The Second Voluntary National Review Report on the Implementation of the 2030 Agenda for Sustainable Development

¹³³ UBOS(2021) Uganda National Service Delivery Survey 2021

port, broadband, sanitation and energy which further exacerbate the poverty situation of the disadvantaged communities. For example refugee households spend on average 22 per cent of their income on energy, with women and children spending 12–24 hours a week collecting firewood due to lack of access to clean energy in refugee camps (National Voluntary Review report, 2020).

■ **Gender discrimination in land ownership and employment**

The LNOB assessment has noted that Uganda also recognizes gender inequality and its significance in disadvantage. However, although more women than men were employed in the agricultural sector, constituting over 70 percent of the agricultural workforce, they owned only 7 percent of the land. In waged jobs in the public sector, the average pay for women is 40 percent less than it is for men.¹³⁴ These wide gender disparities present a major challenge for the country and require sound policies to empower lower-income earners, and promote economic inclusion of all regardless of sex, race or ethnicity.

■ **Maladministration practices of the government institutions during delivery on their mandate**

There is enormous evidence from the documents reviewed that government institutions engage in maladministration which limits or curtails efficient service delivery to some of the citizens. The common forms of maladministration include; delay of service delivery, victimization/discrimination at work place, reporting late for duty, abusive or intimidating behaviour/ oppression at work place, absenteeism, drunkenness while on duty, sexual harassment among others. Thus maladministration is responsible for limited/delayed access to services (64%), worsens poverty and prevents development (40%) and loss of trust/confidence in the government (36%) as the three leading effects of the vice.¹³⁵ This maladministration is responsible for avoidable maternal mortality rates in government health facilities and poor quality education in government schools.

GOVERNANCE AND INSTITUTIONAL FRAMEWORKS PROMOTING AND AFFECTING LNOB SUB-GROUPS

The 1995 constitution of Uganda emphasizes equality before the law and access to opportunities irrespective of tribe, age, gender and other considerations thus taking care of the interests of the LNOB sub-groups. The Equal Opportunities Commission Act provides for access of opportunities to services and employment for everyone including emphasis on LNOB sub-groups (Ethnic Minorities, Older Persons, PWDs). Gender Act provide and support equality across gender and age considerations. The key institutions promoting equality include the Equal Opportunities Commission, Ministry of Gender, Labour and Social Development and Ministry of Local Government and that Ministry of Finance, Planning and Economic Development.

RECOMMENDATIONS TO REDUCE INEQUALITY

■ **Ministry of Gender, Labour and Social Development in partnership with Ministry of ICT and National Guidance using an established national civic education strategy should embark on mindset change drives to address social discrimination**

The Ministry of Gender, Labour and Social Development and Ministry of ICT and National Guidance should prioritise mindset change using an established national civic education strategy through which multi-media cross-sectoral awareness is used as means of eliminating social discrimination to enable PwDs, Women and youth access social protection, vocational rehabilitation, job search assistance, and placement to develop or restore the capabilities of persons with disabilities and women to favourably compete with others for job opportunities.

■ **Ministry of Gender, Labour and Social Development should sensitise women on the importance of owning and use of mobile phones for business and production**

The Government should embark on massive sensitization of LNOB sub-groups on the opportunities that come with phone ownership such as quick communication and conducting business in a way that can contribute to improvement of their wellbeing.

¹³⁴ Government of Uganda (2020). The Second Voluntary National Review Report on the Implementation of the 2030 Agenda for Sustainable Development

¹³⁵ National Service Delivery Survey (2021)

- **The Office of the Prime Minister as a coordinating office for Government business should enhance monitoring and evaluation of sectoral programmes and projects to ensure effective LNOB sub-group inclusion**

The Office of the Prime Minister, as the coordinating agency for Government business, should enhance monitoring and evaluation of sectoral programmes and projects to ensure effective coverage of all targeted vulnerable population groups under each sector.

- **Ministry Gender, Labour and Social Development should enhance social protection budgets and programmes to ensure inclusion of all the elderly under social assistance grants**

There is an urgent need for the Ministry of Gender, Labour and Social Development to increase support to social protection by increasing budgetary allocations to ensure all vulnerable individuals especially the elderly under the social assistance grant can benefit.

- **Ministry Gender, Labour and Social Development should come up with policies to enhance employment for LNOB sub-groups**

Ministry Gender, Labour and Social Development should focus on popularizing policies that promote inclusive growth and create jobs for the lower segments of society. The policies could go a long way at promoting the productive of LNOB sub-groups such as PwDs, Youth and Women.

4.2.4. PEACE



Under the Peace Pillar, UN and its member states are determined to foster peaceful, just and inclusive societies which are free from fear and violence. It was envisaged that there could be no sustainable development without peace and no peace without sustainable development.¹³⁶

LNOB sub-groups identified: Women¹³⁷, Refugees¹³⁸, Indigenous Groups, victims of human trafficking, prisoners and those in remand homes and sexual and gender based violence survivors, PWDs and elderly, urban poor (slum dwellers), unemployed youth, women, street children, sex workers, drug addicts and urban refugees, Female Juvenile.

Progress/Ongoing efforts

Uganda has governance and institutional frameworks (normative work) that promote peace justice, rule of law, peaceful and inclusive societies¹³⁹. The decentralized governance policy has structures from national, sub national and community level. For instance the Judiciary has the Supreme Court as the highest court in the country and with magistrate courts as the lower courts at the district level. Local court councils are also linked to the formal system which promotes peace, reconciliation and mediation at community level.

Uganda also has well-established institutions (Uganda Human Rights Commission and Equal Opportunities Commission) whose mandate is to promote and report any violations and exclusion practices to the Legislature and Law & Order institutions for effective remedial action. The two institutions monitor and make regular reports to the legislature and related justice institutions with key focus on LNOB sub-groups such as PWDs, the elderly, women and youth.

Gaps/constraining factors

- **Weak institutional capacities to implement and monitor the progress of existing laws and frameworks:**

This is exhibited through limited financial, infrastructure and human resources and unpreparedness of the institutions to provide services to LNOB sub groups. For example whereas the Local Government Act, Cap 243 devolved powers to Local Governments for planning, implementation of plans and delivery of services to the urban populations, the Local Governments lack the required capacity to fulfill this mandate for sustainable urban development, the situation is made worse with the absence of a comprehensive policy framework for urban development in the country.¹⁴⁰

- **Ignorance of LNOB sub-groups about the operations of the formal justice system:**

There are persistent high levels of ignorance about the operations of the formal justice system among LNOB sub-groups. The limited knowledge of the law and human rights is often reported among the LNOB sub groups which hinder their access to peace and justice services.

- **Weak governance:**

Bribery still exists in places where the criminal justice system and government is weak, weak accountability systems, and where access to decision makers depends on social contacts. This has led loss of trust in the government institutions peace and justice.

¹³⁶ UN SDG document -2030 Agenda for sustainable development

¹³⁷ Women were less safer(55 percent) at night than men(65 per cent) see Government of Uganda (2020).The Second Voluntary National Review Report on the Implementation

¹³⁸ Refugees access to justice was hampered limited or lack of justice and police presence as reported see Government of Uganda (2020).The Second Voluntary National Review Report on the Implementation

¹³⁹ The Constitution of Uganda -1995, The Human Rights Policy 2019, The local Government Act , The Judiciary, The Police , Uganda Human Rights Commission, Ministry of justice and Constitutional Affairs , Uganda Law Reform Commission, National Urban Policy 2019 among others

¹⁴⁰ National Urban Policy 2019

Strategic and high level recommendations

- **The office of the Prime Minister through SDG secretariat should urgently need localization/domestication of SDG indicators to speak to LNOB principle**

The OPM through the SDG Secretariat should embark on the localization/domestication of SDG indicators to speak to LNOB principle right from the sector level to local governments. This approach would ensure the LNOB sub-groups are fully catered for in planning and delivery of development and humanitarian interventions.

- **There is need for a tripartite partnership between Ministry of Justice and Constitutional Affairs, Uganda Human Rights Commission and Equal Opportunities Commission to empower citizens about their rights and responsibilities**

Ministry of Justice and Constitutional Affairs, Uganda Human Rights Commission and Equal Opportunities Commission should work hand in hand to enhance empowerment of citizens on human and legal rights and their responsibilities. This can be best done by strengthening justice and human rights institutions by increasing on the requisite human resource, providing appropriate infrastructure and coordination to enable effective delivery of peace and justice.

- **National Planning Authority should enhance its planning mechanisms for urban authority by insuring inclusion of LNOB sub-groups**

National Planning Authority in their day-to-day planning process should engage in meaningful inclusion of LNOB sub-groups in the governance, planning and implementation of urban development plans and strategies by instituting relevant and functional quality assurance mechanisms and processes.



Make cities and human settlements inclusive, safe, resilient and sustainable

This Goal 11 refers to strategies for cities to continue to thrive and grow while improving resource use and reducing pollution and poverty. The future we want includes cities of opportunities for all, with access to essential services, energy, and housing, transportation convenient in terms of time and friendly to vulnerable groups like the urban poor, PWDs and elderly.

Twenty percent (20%) of Uganda is urban¹⁴¹. It is one of the least urbanized countries in Africa but has one of the fastest urbanizing rates at 5.2%. In 2021, the proportion of people living in slums stood at 60% and only 10% of the slums were upgraded¹⁴². Most affected populations include women with disabilities, sex workers and drug addicts. These have not been included in the planning essential services and decision making processes¹⁴³.

141 Kampala Capital City Strategic Plan 2020/21 2024 /25

142 Ministry of Lands, Housing and Urban Development, 2021 Statistics Abstract

143 SDG Secretariat-Sustainable Development Progress Report 2021

FACTORS CAUSING AND REINFORCING INEQUALITY (SDG SPECIFIC)

■ Unequal quality and inclusive infrastructural development

Cities in Uganda face the challenges of a continuing influx of migrants, a high natural growth rate. For instance Kampala faces the challenge of a population, 80% of which lives in informal settlements and works in informal employment. The gap between the formal and informal settlement is huge. As a result, an increased level of informality has largely affected the poor, pushing them further away from economic and employment hubs, with uneven access to basic services as well as health, education, transport, social, cultural and recreational facilities¹⁴⁴.

Furthermore, there is low compliance to national physical planning regulatory framework by the urban authorities in the urban areas which is at 5% impacts on accessibility of infrastructures to persons with disabilities and other vulnerable groups.

■ Women and girls at risk of violence and sexual harassment

Women and girls fear and experience various types of sexual violence in public spaces, from unwelcome sexual remarks and touching to rape and femicide, exploitation, and insecurity as they navigate the urban environment. It happens on streets, in and around schools, public transportation, workplaces, parks, public toilets and other spaces.

GOVERNANCE AND INSTITUTIONAL FRAMEWORKS PROMOTING AND AFFECTING LNOB SUB-GROUPS

Several Policy, Legal and Regulatory frameworks, such as Sustainable Development Goals (SDGs), the New Urban Agenda, Vision 2040, the National Development Plan III, national laws among others have been put in place to enhance the inclusion of all in urban planning and development. Key to note is the National Urban Policy 2017 which aims to “To promote livable urban areas that is organized, inclusive, productive, and sustainable. Legal instruments include the Constitution of Uganda 1995. The Local Government Act, Cap 243:

The central Government plays the role of an enabler, coordinator, and regulator of all the actors in urban development by providing the policy, legal and regulatory framework required to mobilize resources for efficient delivery of urban services. There are a few institutions involved in urban development both at the center and local government levels. These include; Ministry of Lands, Housing and Urban Development (MLHUD) which is responsible for providing policy, legal and regulatory frameworks as well as setting national standards and guidelines, and coordinating all matters concerning urban development in the country. The Ministry of Local Government (MoLG), Ministry of Water and Environment (MWE), Ministry of Works and Transport (MWT), Ministry of Finance, Planning and Economic Development (MFPED), Urban Authorities Association of Uganda (UAAU) development partners among others make contributions in as far as generating requisite resources for infrastructure and policy support to ensure urban authorities deliver quality services to their residents especially the urban poor.

RECOMMENDATIONS TO REDUCE INEQUALITY

■ Ministry of Local Government should strengthen the capacity of urban institutions, especially the new cities by enforcing accountability and evidence-based planning inclusive of LNOB sub-groups

Ministry of Local Government should strengthen the capacity of urban institutions, especially for new cities by ensuring the LNOB sub-groups are actively engaged in planning and implementation of development programmes which in turn will lead to better and smarter planned environments for everyone in the city.

■ Ministry of Local Government and urban authorities should engage in multi-stakeholder partnerships to mobilise adequate resources to enhance better city planning and development inclusive of LNOB sub-groups

Government and urban authorities should increase partnership between civil society organizations, local government authorities and the private sector to establish adequate resources and services for the alleviation of unplanned settlements.

¹⁴⁴ Kampala Capital City Strategic Plan 2020/21 2024 /25

■ **The Ministry of Justice and Constitutional affairs should support the scaling up of justice centres and beef up police near refugee settlements and remote areas**

The Ministry of Justice and Constitutional Affairs should support the scaling up of justice centres and beef up police near refugee settlements and remote areas to ensure that refugee and other LNOB sub-groups have access to cost effective justice and security wherever they are to ably participate in sustainable development.

■ **Ministry of ICT and National Guidance should create mass awareness on opportunities that come with internet use as well as heavily invest in infrastructure for internet access**

Ministry of ICT and National Guidance should take initiatives to train and create much needed awareness about the opportunities inherent in the internet use in areas of education, health, e-commerce, data, monitoring and accountability targeting LNOB sub-groups. Furthermore, the ministry should mobilise adequate resources to support and expand infrastructure development with a deliberate focus on internet access by LNOB sub-groups that live in remote locations.



Peace, Justice and Strong Institutions Goal 16 targets are intended to promote peaceful and inclusive societies for sustainable development, providing access to justice for all, and building effective, accountable institutions at all levels. Security agencies, parliament and justice, law and order institutions are the key players related to this goal.¹⁴⁵

FACTORS CAUSING AND REINFORCING INEQUALITY

■ **Limited or non-existence of institutions of justice (Judiciary, Police, Office of Director of Prosecution)**

Although the administration of justice institutions have invested in enhancing the capacity of its human resources generally, criminal justice administration actors (police, the Office of the Director of Public Prosecutions (ODPP) and the judiciary) still face a number of challenges that impact highly on vulnerable populations. This includes unequal distribution of institutions of justice such as courts and police, limited, personnel capacity and skills gaps, judicial officers remain fewer than the approved structure; for instance, the Auditor General in 2021 reported a 60 per cent staffing shortage in the Office of the Director of Public Prosecutions¹⁴⁶.

■ **Inadequate facilitation for the Police stations to effectively execute their work**

Often times, Police fails to supply basic stationery at Police Stations across the nation, which means that on reporting a complaint, a complainant is asked to buy an exercise book to facilitate recording the complaint.

¹⁴⁵ Office of the Primary Minister (2021) Sustainable Development Goals Progress Report 2021

¹⁴⁶ In 2021 ODPP had an approved organization structure that required 1,336 staff; however, only 519 positions had been filled. The structure requires 833 prosecutors but is operating with only 366 (40%), and as a result, there are more magistrates than prosecutor

■ Insufficient transport means and tools for prison services

Within the prisons facilities a failure to provide cuffs for detainees to and from remand for hearings, in some instances, detainees had to share cuffs; a shortage of transport for prisons which meant that on some occasion's detainees had to walk to and from remand prisons, or failed to attend to court.

■ Insufficient infrastructure for the Judiciary

Also, the Judiciary did not have sufficient infrastructure at district level and a single High Court served an entire region. This delayed the hearing of cases and contributed to the creation of a backlog. Access to legal aid was limited to only those who were being tried for capital offences.¹⁴⁷ The refugees and people living in rural areas were also reported to have continued to face significant challenges in accessing justice because most of them live in remote areas where the presence of the judiciary and police were hard to come by.¹⁴⁸

■ Limited access to justice by PWDs

It has been established through interviews conducted during this LNOB assessment that the PWDs have limited access to the justice system. This is mainly due to the unpreparedness of the administration of justice institutions to handle PWDs. Most infrastructures of the justice system do not take care of PWDs. Apart from ramps, most justice institutions are inaccessible to PWDs. There are no sign language interpreters and detention facilities are not conducive to PWDs. For instance, abuse of mentally challenged persons is rarely punished because this category of people cannot express themselves which makes it hard to prove the offenses against them.

All the latter challenges combine to constrain inclusion of the PWDs in accessing justice through both formal and informal justice system. One PWD participant in a focus group discussion had this to say:

*"I was beaten by my husband and lost teeth, but when i logged a complaint to the authorities, up to now, a year has elapsed but they have never worked on my case."*¹⁴⁹ (FGD- Participant, Isingiro district)

■ Delayed justice for victims of SGBV

They say justice delayed is justice denied. Although LNOB sub –group (SGBV) received support to access legal assistance and legal remedies; there were trial delays especially for cases before the High Court and the Chief Magistrates Court.¹⁵⁰ Such delays could often be occasioned by lack of resources to have their cases expedited or outright biases towards the victims by relevant justice authorities.

■ Gendered biases in internal and transitional human trafficking targeted at female juveniles

This LNOB assessment has established that Uganda still faces a huge challenge in the form of human trafficking and there is outright preference for female juveniles probably for use as domestic work or sex slaves. It has been reported that victims of human trafficking increased from 0.977 in 2015 to 1.602 per 100,000 in 2020 (UBOS statistical Abstract 2022). In 2019, 455 cases were registered, of which 71 cases were involved in internal trafficking (54 female juveniles, 13 male juveniles, 4 female adults) while 384 were transnational (42 female juveniles, 2 male juveniles, 314 female adults, 26 male adults).¹⁵¹ The number has continued to increase were 668 cases of human trafficking were registered in 2022. (Uganda Police Force Annual Crime Report 2022).

■ Weak governance and criminal justice systems

Various studies reviewed by this LNOB assessment show that bribery exists in places where the criminal justice system and government is weak, where decision making is unaccountable, and where access to decision makers depends on social contacts.¹⁵² This has been a very common practice in Uganda where the existence of bribery and corruption, particularly in public institutions, implies that the services such as education

147 file:///C:/Users/emmanuel.achar/Downloads/MDF+evaluation+JLOS+Uganda+final.pdf

148 NVR Uganda report 2021

149 Focus Group Discussion-27th May, 2023- Isingiro district

150 Government of Uganda (2020). The Second Voluntary National Review Report on the Implementation of the 2030 Agenda for Sustainable Development-P68

151 Ibid

152 Ibid

and health where people should be getting them for free or at subsidised prices are being paid for, whether in cash or in kind. This means that only those who are financially able can access the services offered by these institutions, denying the LNOB sub-groups their human rights to access social services¹⁵³

Consequently, the LNOB sub-groups have lost trust in the public institutions that are often accused of not being transparent and accountable to the people under their jurisdiction. This continues to negatively affect the attainment of SDG 16 and all SDGs, because vulnerable persons have been left behind and discriminated against.¹⁵⁴

GOVERNANCE AND INSTITUTIONAL FRAMEWORKS PROMOTING AND AFFECTING LNOB SUB-GROUPS

Government of Uganda has undertaken many interventions aimed at widening and deepening access to justice, law and order services. It has gone further to develop and fund special programmes targeting gender, age, poverty and other forms of vulnerability and tackling corruption and human rights violations.

Lead institutions in the delivery of justice include the justice law and order institutions namely the Ministry of Justice and Constitutional Affairs, the Uganda Police Force, Uganda Prisons Service, Directorate of Public Prosecutions, Constitutional Court, Court of Appeal, High Court, Magistrates Court and Local Council courts are responsible for the coordination and delivery of justice inclusive of all. Ministry of Local Government and urban authorities are responsible for better planning and ensuring urban centres are safe for everyone including the LNOB sub-groups such as children, girls and women.

RECOMMENDATIONS TO REDUCE INEQUALITY

- The MGLSD to lead in strengthening the capacity of administration of justice institutions to deliver services to persons with disability this building disability inclusive courts and police stations, hiring sign language interpreters and development of inclusive communication materials
- The Uganda Prisons Service and police should institutionalize a human rights based approach in prisons to make prisons safer and habitable for prisoners
- The administration of justice should increase and improve infrastructure to facilitate actual access, use and coverage services (including digital infrastructure)

153 Ibid

154 Ibid

4.2.5. PARTNERSHIP



Under the pledge of Partnership Pillar, the UN member countries are committed to mobilize the means required to implement this Sustainable Development Agenda through a revitalized Global Partnership for Sustainable Development, based on a spirit of strengthened global solidarity, focused in particular on the needs of the poorest and most vulnerable and with the participation of all countries, all stakeholders and all people.

Under the Partnership pillar, the LNOB sub-groups excluded include Working poor, PWDs, Refugees, Migrants, Older persons, urban poor and Youth.

Progress/Ongoing efforts

The Uganda Government has already approved Nairobi Outcome document and also subscribed to the Fourth High-Level Forum on Aid Effectiveness in Busan (2011) that establishes the Global Partnership for Effective Development Cooperation (GPDEC) - a multi-stakeholder platform intended to advance effectiveness of efforts by development actors towards attainment of the SDGs. The two platforms provide a leeway for Uganda to tapping onto opportunities for resource mobilization that come from international organisations and development partners for improving the wellbeing of LNOB sub-groups.

Domestically, the Partnership Policy 2013 has supported the creation of multi-stakeholder partnerships namely LDPG, PWGs, PSF and NGO. The liberalization policy and Digital Vision 2040 are also in place and have enhanced remarkable private sector investments in telecoms especially mobile telephone and associated smart devices. Private telecom investments have provided opportunities through which remote LNOB sub-group communities access information and remittances using mobile money platforms, e-commerce, and internet enabled distance education and e-health.

The above developments provide a firm basis upon which critical partnership for resource mobilisation, technology transfer necessary for inclusion of LNOB sub-groups can be easily realised.

Gaps/constraining factors

Although partnerships exist at national level such as Local Development Partners' Group (LDPG), Programme Working Groups (PWGs), Private Sector Working groups (PSWG) and Non-Government Organisation(NGO), they serve only as discussion groups with no binding actions of their membership which renders it difficult for them to mutually agree on what priorities to direct resources to in term of targeting LNOB sub-groups. Worse still, the multi stakeholder partnerships comprising the private sector, CSOs and DPs that are brought together through the programme working groups are reported to be less effective compared to previously sector working groups. Multi stakeholder partnerships and engagements are weak and the division of labour amongst Development Partners is vividly absent making it difficult to prioritise areas of concern especially targeting LNOB sub-groups under the pillars of people and prosperity¹⁵⁵

Further, there is no effective mechanism for partnerships mutual accountability in place. The level of effectiveness and efficiency are in part constrained by lack of the joint assessment framework, and the Government Annual Performance Report (GAPR) has not been an effective anchor for mutual accountability¹⁵⁶making it difficult to discern which areas of critical concern and specific sub-groups that need specific attention.

Digital illiteracy remains a challenge because many of the LNOB sub-groups (working poor, older persons, women, pastoral communities and ethnic minorities) are unable to use digital devices like desk top computers, laptops and smart phones.

¹⁵⁵

¹⁵⁶

Strategic and high level recommendations

Forge strategic partnerships between public and private sector including industry leaders, technology providers, and international organizations to leverage their expertise and resources service delivery and capacity building of LNOBs sub-groups. Collaborative initiatives will include knowledge sharing, joint research and development projects, and capacity building programs for LNOB sub-groups. For this to come to reality, it will require combining innovation, sustained financing, and collective action approaches. Results to improve will also require interventions to address structural, policy issues together with mindsets and norms change to address discrimination and social inequalities.



Strengthen the means of implementation and revitalise the global partnership for sustainable development

Goal 17 and its targets are intended to achieve strong partnerships that build sustainable development. The sustainable development agenda 2030 requires partnerships between government, the private sector and civil society.

FACTORS CAUSING AND REINFORCING INEQUALITY (SDG SPECIFIC)

■ Slight increase in total government revenue as a proportion of GDP

Whereas the SDGs progress report 2021 reported the increase in total government revenue as a proportion of GDP by source from 12.6% in 2019 to 13.36% in 2020, the increase does not make any significant contribution to much needed revenue by government to fulfill its obligations in service delivery to majority of the poor.

■ Stagnating domestic taxes to fund budget

The proportion of domestic budget funded by domestic taxes remained more or less stagnant at 87.8% in 2016 and 88.9% as reported in the SDGs progress report 2021. Such a development implies that government is yet to do a lot to expand its tax revenue base to raise more resources critical for effective social service delivery to the poor and vulnerable. This static revenue indicates limited networking and partnerships to increase the tax base by the responsible tax authorities.

■ Decline in remittance inflows

Remittances play a crucial role in supporting local economy since foreign inflows enables the country access to much needed foreign exchange. As reported in the SDGs progress report 2021, the volume of remittances (in USD) as a proportion of GDP declined from 4.1% in 2016 to 2.8% in 2020 and if the trend continues it is likely to affect foreign exchange inflows crucial to support the import economy.

■ Persistent high debt burden

Uganda continues to experience a high debt burden that impacts negatively on her development. For example, according to SDGs progress report 2021, national debt service as a proportion of exports of goods and services-3.1% in 2016 to 6.5% in 2020. The high debt burden severely constrains government ability to effectively provide much needed social services to the LNOB sub-groups.

■ Gendered skewed ownership of phones and access to internet

A sharp digital divide between men and women remains apparent in Uganda we cross the half way mark to the delivery of SDGs. According to the UNHS 2019/20 only 64.6% of the females compared to 78.4% of their male counterparts had mobile phones. While access to the internet indicated similar trends in which less women (5%) compared to men at 8%). This state of affairs is largely attributed to limited digital literacy and infrastructure(national backbone coverage and the booster repeater stations) coverage continue to pose significant barriers to different LNOB sub groups especially among persons with disabilities and those living in hard to reach areas find it extremely difficult to access internet services.

GOVERNANCE AND INSTITUTIONAL FRAMEWORKS PROMOTING AND AFFECTING LNOB SUB-GROUPS

The Uganda Government subscribed to Nairobi Outcome document and the Fourth High-Level Forum on Aid Effectiveness in Busan (2011) that establishes the Global Partnership for Effective Development Cooperation (GPDEC). Furthermore, laws and policies to aid the smooth operationalization of partnerships at national and sub-national level are already in place. Key among these are the 1995 Constitution of the Republic of Uganda, as amended; the 2015 Public Finance Management Act (PFMA), as amended; the 2001 Budget Act, PPP Act 2015 and NGO Act 2016, Uganda Partnership Policy 2013, the Medium term Debt Strategy 2021/22, the Medium Term Revenue strategy and the draft Uganda Public Investment Finance Strategy¹⁵⁷ Decentralization Policy Strategic Framework (DPSF), the Local Government Sector Strategic Plan 2013-2023, the Digital Uganda Vision 2040, National LED Policy (2014) which emphasizes the Public Private Partnerships and the need to provide for adequate participation of non-state actors in the planning and budgeting processes; and development of the Uganda as prescribed by Vision 2040.¹⁵⁸

The institutional frameworks in support of the partnership goal are led by the Ministry of Finance, Planning and Economic Development, Office of the Prime Minister, Ministry of ICT and National Guidance, Ministry of Local Government, Ministry of Foreign Affairs, Uganda Communications Commission (UCC) and other sectoral MDAs. There are also designated multi-stakeholder structures that aid and support partnerships. These include National Partnership Forum (NPF); Partnership Task Force; Programme Working Groups (PWGs); the Local Development Partners' Group (LDPG); and the Private Sector Forum and NGO forum. The structures play a big role in supporting and operationalization's of partnerships at both national and local level.

RECOMMENDATIONS TO REDUCE INEQUALITY

■ The Uganda Government should widen its partnerships network to include partners in addition to traditional donors

The government of Uganda should engage partners in approaches that ensure widening its partnerships with south-south, north-south cooperation among others as a way of creating opportunities for technology transfer, access to employment opportunities abroad so as to boost remittances that can be tapped into to boost local investments. The remittances invested in productive activities locally can have a multiply effect in creating employment opportunities and also widening the tax base,

■ Universal design and -enabling technological devices to benefit LNOBs

Government needs to engage relevant stakeholders to appreciate and support inclusive technological designs of products for (communication, transport, data bundles, computers, phones, tablets among others) all of which present opportunities for improving and transforming the lives of LNOB sub-groups. Through strong partnerships and harnessing synergies and technical expertise of different stakeholders, challenges and obstacles faced by different sub groups can be addressed.

157 National Planning Authority(2023) Development Partnerships Thematic Report (Draft)

158 NPA(2023) Local Economic Development Report -Mid-Term Review of the Third National Development Plan(NDP III) 2020/21-2024/25;Januray 2023

4.3. SETBACKS DUE TO IMPACT OF SHOCKS AND THE MOST AFFECTED LNOB SUB-GROUPS

4.3.1. Climate change

Climate change is becoming a big threat to human well-being in Uganda and has been considered as a contributor to high levels of vulnerability of the LNOB subgroups across the five intersecting factors. The MoFPED (2021) study noted that systemic shocks such as drought, animal and crop pests and diseases, storms, and the COVID-19 pandemic have had devastating effects on the vulnerable populations. The impact of drought and pests and diseases was more pronounced in the north than in other regions of Uganda which probably explains why the northern region emerged the poorest region.¹⁵⁹

Furthermore, the MoFPED(2021) study reported that the north, north east, Buganda (North) and parts of Ankole regions were more vulnerable to poverty in terms of location, which was for a fact linked to rainfall patterns. This reaffirms the fact that climate change could be a significant driver of vulnerability to poverty.¹⁶⁰

The Government of Uganda is a party to most international environmental and climate change agreements such as the UN Framework Convention on Climate Change (UNFCCC), Kyoto Protocol, UN Convention on Biological Diversity, and the Convention to Combat Desertification and Montreal Protocol. It is also a party to several relevant regional treaties which value the integration of climate change in development planning.¹⁶¹

4.3.2. Natural hazards and associated migratory displacement

Evidence from the reviewed documents and interviews conducted during the LNOB assessment shows that some of the LNOB sub-groups like ethnic minorities and other vulnerable groups reside and eke a living in some fragile ecosystems. The mountain slopes coupled with poor land use practices, heavy rains lead to landslides and mudslides, causing loss of life and livestock, damage to property, and disruption to the economy. For example, in 2010 the landslides on the deforested slopes of Mt. Elgon had an emergency cost of US\$1.2 million. By 2019, an average of 150 deaths, missing persons and directly affected persons per 100,000 people were attributed to disasters (OPM, 2019). It is estimated that the rate of wetland degradation is 70 times the restoration rate, translating into degradation of 75,210 ha (2–2.5 percent) of critical wetland ecosystems per year. It is also projected that by 2040, the country will have only 374,470 ha (1.6 percent) of wetlands left if no radical measures are put in place to restore their integrity. Deliberate interventions have been introduced aimed at increasing the country's rapidly declining stock of wetlands from the current 10.9 percent to 12 percent by 2030 through the restoration and demarcation of gazetted wetlands.¹⁶²

4.3.3. Violence and Conflict

Findings of the assessment show that indeed violence and conflict have greatly affected inclusion of the LNOB sub-groups in the delivery of SDGs. Under this SDG 1, the Sub-regions of Acholi, Karamoja, Lango have been left behind. Recent Poverty Status report 2021 indicates the sub-region is the poorest in the country with a poverty rate of 67.68 per cent and increased more than 100 per cent since the 2016/17 level (33.4%).¹⁶³ Similarly, the Karamoja Sub-region continues to wallow in poverty as the poverty rate increased from 60.18 to 65.65 per cent. Lango Sub-region also experienced an increase in poverty from 14.7 in 2016/17 to 23.4 per cent in 2019/20.¹⁶⁴ Thus the sub-regions of Acholi, Karamoja and Lango continue to be left behind in terms of SDG 1 delivery. Further analysis shows that the above 3 sub-regions continue to be left behind due to effects and affliction of the 20 year civil conflict for Acholi and Lango and the persistent cattle rustling and associated insecurity in Karamoja sub-region. The high dependency on subsistence farming and associated shocks of prolonged drought, locusts' invasions, and animal and crop diseases contributed to high poverty levels in the three sub-regions.

159 Poverty Status Report 2021 – Jobs, informality and poverty in Uganda: Insights on performance before and during COVID-19.

160 Ibid

161 Voluntary National Review Report on the implementation of the 2030 Agenda for Sustainable Development

162 Voluntary National Review Report on the implementation of the 2030 Agenda for Sustainable Development

163 Poverty Status Report 2021 – Jobs, informality and poverty in Uganda: Insights on performance before and during COVID-19.

164 Ibid.

The assessment findings show that under SDG2, show insecurity still hampers access to quality health care. For example a scan of the national picture shows the eastern and northern regions have consistently had the highest number of food poor households with 5 in every 10 households of the two regions being unable to afford the right food quantity with the appropriate nutrient content between the two survey periods.¹⁶⁵ Furthermore, the sub-regions of Bukedi, Karamoja and Acholi had the highest proportion of food poor households. The recent studies showed Acholi had the sharpest increase in food poverty by 29 percent.¹⁶⁶

Under the SDG3 areas affected by conflict and insecurity continue to exhibit lowest scores in health access. Notable is that LNOB sub-groups were constrained by physical distance to the nearest health centre, more than two-thirds (77 percent) of the communities were within 5 kms from a Government health facility. Karamoja recorded the longest average distance of 5.4 kilometres to a public health facility.¹⁶⁷ About two-thirds of the sick people travel on foot to a health facility. These were followed by those who use motorcycles (either owned or boda-boda) at 23 percent.¹⁶⁸

Further, LNOB groups in conflict and violence affected areas continue to face enormous challenges in access to early childhood education due to their insecurity and associated remote locations. For example, Karamoja had the lowest number (16.4 percent) of 3-5 years attending school.¹⁶⁹ Of the 16.4 percent, 15.7 percent were female while 17.9 percent were male.¹⁷⁰ Furthermore, areas affected by conflict what is referred to as PRDP districts, the severely affected districts had the lowest attendance for the 3-5 year olds with 26.2 per cent (23.4 female and 28.6 male)¹⁷¹.

Karamoja and Teso sub-regions had the lowest attendance with 4.2 percent and 4.3 percent respectively¹⁷² indicating the sub-regions lag behind in terms of provision of early childhood education. 6-12 year olds attending school- Karamoja had the lowest percentage (40%), followed by Lango (77%) compared to the national average.

The sub-regions of Acholi (13%) and Karamoja (19%) had the lowest Secondary GER implying these two sub-regions have been left behind in areas of access to secondary education.

Regarding the effect of violence and conflict on LNOB sub-groups on enrolments, the assessment overall observation is that for both NER and GER, adolescents in rural areas have been left behind with the worst sub-regions affected sub-regions being Karamoja and Acholi.

As far as literacy levels were concerned, the sub-region of Karamoja had the least (30.4%) proportion of literate persons in the age group of 10 years and above.¹⁷³ Of the areas affected by insecurity, the severely affected districts fare worse in literacy at 57.7%.¹⁷⁴

In terms of sub-regional literacy ratings, Karamoja sub-region had the lowest (25%) literacy in 2019/20. For the district affected by insecurity, the severely affected areas had the lowest (54%) literacy levels.¹⁷⁵

Of all sub-regions of Uganda, Karamoja had the highest proportion (66%) of people with no formal schooling which makes the region lagging behind.¹⁷⁶

In areas affected by conflict and insecurity, the severely affected district had the highest populations (27.3%) without formal education and the lowest secondary (3.9%) and post-secondary completion (4.0%) rates. The spill-over districts had the lowest Primary school completion rates at 11.7%.¹⁷⁷

¹⁶⁵ UBOS(2020)Uganda National Household Survey

¹⁶⁶ Ibid

¹⁶⁷ UBOS (2021).National Service Delivery Survey 2021 Report., Kampala Uganda-

¹⁶⁸ Ibid

¹⁶⁹ UBOS (2021).Uganda National Household Survey 2019/2020. Kampala, Uganda

¹⁷⁰ Ibid

¹⁷¹ Ibid

¹⁷² The National Service Delivery Survey 2021

¹⁷³ UNHS 2019/2020 Survey

¹⁷⁴ Ibid

¹⁷⁵ UNHS 2019/2020 Survey

¹⁷⁶ Ibid

¹⁷⁷ Ibid

Finally, with access to grid electricity, the severely affected districts had the lowest access to main grid electricity with only 1.9%.¹⁷⁸

4.3.4. Health Emergencies

The coronavirus disease 2019 (COVID-19) pandemic has worsened inequality, both within and between countries. Global billionaire wealth grew by \$4.4 trillion between 2020 and 2021 alone, while more than 100 million people fell below the poverty line, some of whom are at risk of famine. Those 'left behind' prior to COVID-19 have suffered the most from the pandemic's economic aftermath—in particular, from the loss of jobs, disproportionately concentrated in predominantly-female, low-wage service sectors. The fact that poorer people and minorities saw a further reduction in life expectancy and the worst educational setbacks as schools closed or moved online points to a potentially longer-term aggravation of inequality and deprivation.¹⁷⁹

The recent Covid-19 pandemic has also severely impacted on women and girls with increased gender based violence and teenage pregnancies¹⁸⁰

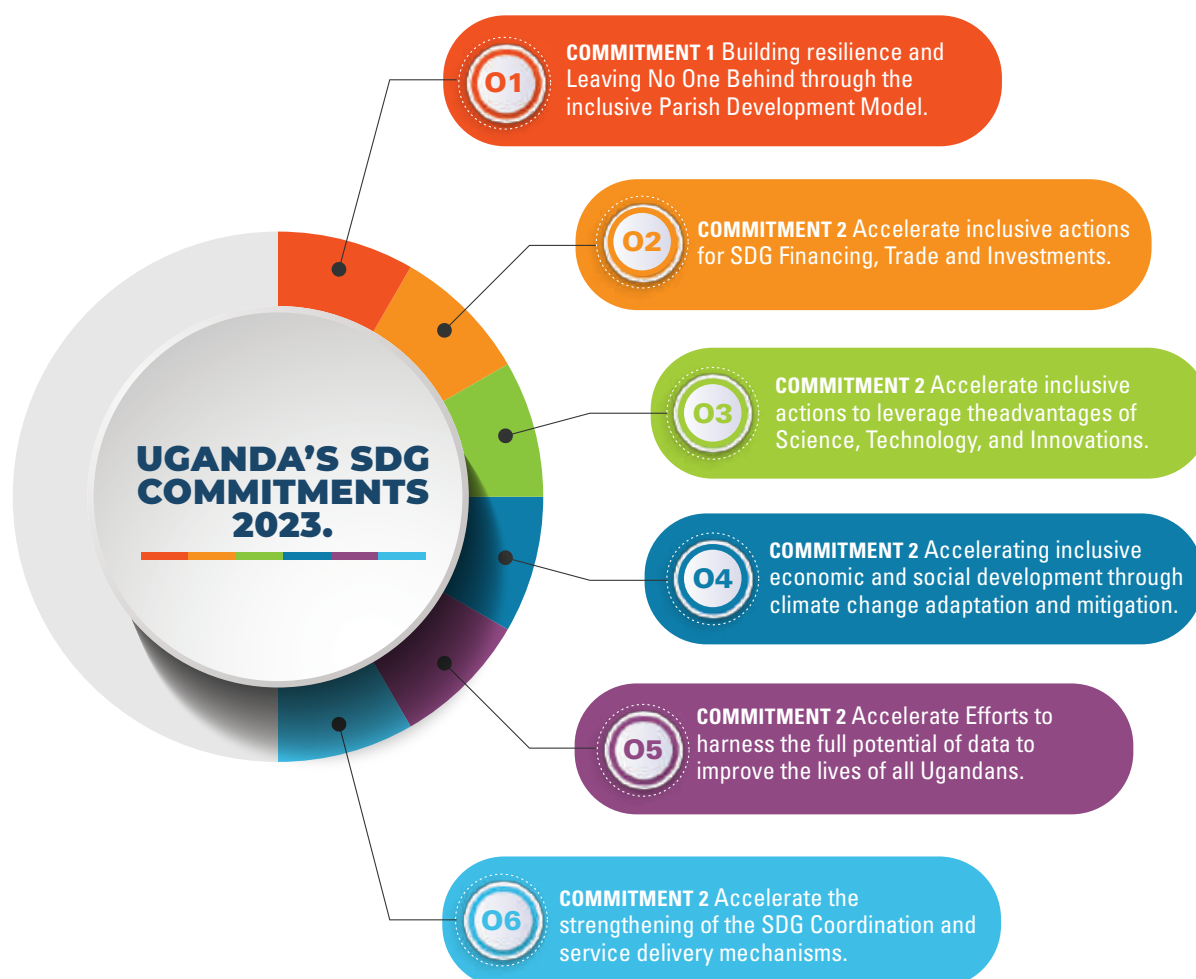
178 Uganda Bureau of Statistics (UBOS) 2021. Uganda National Household Survey 2019/2020. Kampala, Uganda; UBOS

179 Formative evaluation of the integration by UNDP of the principles of Leaving No One Behind-LEO/UNDP December 2022

180 ROAR UGA 2021

CHAPTER 05

GOOD PRACTICES



PEOPLE



■ Planning and Budgeting have contributed to inclusion of some LNOB sub-groups especially women

It is evident that the Government of Uganda has put in a lot of effort to ensure the planning and budgeting processes by government Ministries, departments and agencies engrain aspects of gender equality as mandatory to ensure inclusion of everyone. There is a mandatory gender certification in the budgeting processes to ensure there is gender equality compliance in the national budget.

The second good practice is the legislation of laws to specifically enhance gender equality which has borne fruits in areas of women's access to employment opportunities and governance.

■ Inter-ministerial synergies have enhanced health, nutrition, water and sanitation delivery

Inter-ministerial synergy on efforts to address nutritional issues is a key element in addressing food security for LNOB sub-groups. For example the provision of Vitamin A supplements to children by the ministry of health and related ministry of agriculture, Animal Industry and fisheries in food security programmes serve to

reinforce each other to ensure food security for everyone including LNOB sub-groups. The Ministry of Water and Environment has collaborated with Ministry of Education and Sports to promote water access in schools.

■ **The Government of Uganda collaboration with NGOs have contributed a lot to inclusion of LNOB sub-groups in Education and Health Sectors**

The Government collaboration with the NGOs has further enhanced the reach and provision of health critical services to such as resting houses to support maternal health efforts in remote areas such as the mountainous areas of Kanungu and Kaabong districts in which LNOB Sub-groups have benefited immensely.

■ **Policy and Programmatic interventions have enhanced inclusion of LNOB sub-groups in accessing social services**

Policy and programmatic interventions by the government have enabled inclusion of LNOB sub-groups to access social services ie health, education, water and sanitation and gender equality to all. Affirmative action programmes for PwDs and Women are vivid good practices for inclusion of LNOB sub-groups access to education especially from primary schools upwards. Furthermore, the Government of Uganda has deployed a variety of approaches and technologies appropriate to specific regional peculiarities and targeting LNOB sub-groups such as women and elderly and PwDs at the forefront of its programming to ensure delivery of safe clean water. The heavy investments by the government arm, the national water and Sewerage Corporation attest to the government desire to ensure everyone has access to safe water.

PLANET



■ **Sustainable Energy Response Plan is being developed to ensure better access energy for LNOB sub-groups**

The Ministry of Energy and Mineral Development is currently developing a comprehensive Sustainable Energy Response Plan for refugee and host communities.¹⁸¹

■ **PPDA act has been amended to enable vulnerable benefit from Government contracts**

There has been deliberate government action through legal reforms such as the amendment of the PPDA act so that LNOB sub-groups are included and benefit from available opportunities from government contracts where they can earn a living and improve on their livelihoods.

The actions of government to provide technical support to enable the working poor improve on the quality of the produce is important for enhancing their inclusion in the development agenda.

■ **Government has taken a holistic and inclusive approaches that are inclusive of LNOB sub-groups in order to mitigate effects of climate change**

The programmes, projects and policies put in place by the government to address climate change and its impacts should be holistic and use inclusive approaches that protect LNOB sub-groups from the impacts of climate change.

■ **Restoration of wetlands, river banks and lake shores are to ensure sustained development and therefore inclusion of LNOB sub-groups in the fisheries sector**

Some of the interventions aimed at increasing the country's rapidly declining stock of wetlands from the current 10.9 percent to 12 percent by 2030 and achieving SDG 14 include the demarcation, restoration and gazettement of wetlands, and implementing legal and governance mechanisms for sustainable wetlands management.¹⁸²

¹⁸¹ Government of Uganda (2020).The Second Voluntary National Review Report on the Implementation of the 2030 Agenda for Sustainable Development

¹⁸² Ibid

The Government efforts to promote ecosystem restoration along river banks and lake shores as well small-holder fish farming are intended to ensure inclusion of the LNOB sub-groups to secure their fisheries livelihoods for the future.

■ **LNOB sub-groups have been included through opening up investment opportunities in forest reserves**

Inclusion of LNOB sub-groups in forestry management is evident in roll out of investment opportunities such as the GoU National Community Tree Planting Program (NCTPP) for supply of free community seedlings, beekeeping in forest reserves and open and frank engagement of forest age communities by NFA through participatory Resource Assessments and development of community forest management agreements and plans.

PROSPERITY



■ **The Government has designed and rolled out of the LNOB targeted programmatic interventions**

The Government of Uganda has come up with specific LNOB sub-group targeted programmatic interventions with countrywide coverage such as Operation Wealth Creation, Youth Livelihood Fund, *Emyooga*, Parish Development Model and Women Empowerment Programme among others. This presents opportunities to address inclusion of LNOB sub-groups by diversity.

■ **The Government has extended and created enabling environment for infrastructural development in areas of electricity generation and distribution as well as ICT which have benefited LNOB sub-groups such as the youth**

There have been concerted efforts by the government to ensure access to infrastructure that will add value to agriculture products such as rural electrification, installation of the backbone for broad band and licensing private sector to provide voice, data and internet enabled devices to ensure the reach of LNOB sub-groups throughout Uganda.

PEACE



■ **There is inclusion of LNOB sub-groups in green growth strategy so as to enable them benefit from smart cities interventions**

There is a deliberate effort to include LNOB groups in the green growth strategy with an intention of providing them with employment opportunities in the projects being rolled out in a sustainable manner.

■ **Effective linkages between informal and formal justice system infrastructure gave LNOB sub-groups easy avenues to access justice**

There is a well laid out infrastructure of access to justice right from the village level to the high court. Local council courts are linked to formal justice system making it easy for LNOB sub-group to have many avenues for exhaustive access to justice anywhere in Uganda.

PARTNERSHIP



■ **Partnerships frameworks at national and subnational level are already in place to facilitate coordination of partners that aid in resource mobilization and delivery of social services to LNOB sub-groups**

■ **Market liberalization and free competition in marketing digital targets have tremendously increased access to and adoption of digital enabled targets by LNOB sub-groups.**

CHAPTER 06

CONCLUSION



PEOPLE



■ Despite the available opportunities for inclusion of the LNOB sub-groups, they continue to wallow in poverty due to multiple and intersecting tragedies in society and area of residence

The LNOB sub-groups continue to wallow in poverty because of multiple and intersecting tragedies that afflict them ranging from isolation due to breakdown of social safety nets, incapacity of institutions to support them and circumstances beyond their control especially refugees.

■ Physical isolation of older persons and gendered ownership of critical assets and climate related shocks constrain inclusion in poverty reduction initiatives

The Physical isolation of the older persons and gendered ownership of assets like land, climate related shocks such heavy rains, floods and drought, limited livelihoods for adult refugees and lack of planning for nutrition of refugee children remain factors causing and reinforcing inequality and discrimination under SDG2.

■ Limited funding continues to constrain inclusion of LNOB sub-groups access to quality health care services

The Government's limited funding targeted at the improvement of health infrastructure, human resources and medicine supplies, water infrastructure and sanitation remains minimal due to limited resource envelop.

PLANET



■ Limited Government funding contributes to exclusion of LNOB sub-groups

Despite the deliberate Government policy of extension of electricity to rural areas where most of LNOB sub-groups live, discrimination driven by high costs of connection and lack of energy infrastructure.

■ Limited awareness and retrogressive cultural practices continue to hamper inclusion of LNOB sub-groups in climate change mitigation endeavours.

A combination of Government laxity to provide much needed awareness about climate effects and retrogressive cultural practices are key challenges to taking action against climate change.

PROSPERITY



- **Informality, discriminatory wages as well as child labour constrain inclusion if LNOB sub-groups in improvement of their wellbeing**

High levels of informal employment, discriminatory wages for refugees and exploitative cash crop economies that breeds children labour remain key causes of discrimination and inequality in inclusion LNOB sub-groups.

- **Despite adoption of digital technologies for communication and e-commerce, women remain excluded**

The phone ownership and access to internet remains dominated by men and this gendered ownership disadvantages women access to quick and useful information that constraining gather access to economic opportunities.

- **Maladministration remains a key constraint to inclusion of LNOB sub-groups under the pillar of prosperity**

Key constraints to LNOB sub-group inclusion in equality endeavours is Government maladministration which leads to poor service delivery, unequal infrastructure distribution that isolates refugees and ethnic minorities, gendered land ownership and wage discrimination which curtails women and girls advancement.

PEACE



- **Effective inclusion of LNOB sub-groups in delivery of peace pillar is constrained by non-participatory urban planning and limited justice service centres**

The LNOB sub-groups, especially the urban poor lack of voice in urban planning and this contributes greatly to their exclusion leading to poor delivery of security services.

Furthermore, LNOB sub-groups are often subjected to poor justice services due to limited Government funding and weak justice system leading to further discrimination.

PARTNERSHIP



- **Limited access to digital technologies by women that comprise majority of the population, hampers inclusive under partnership pillar**

Effective inclusion of the LNOB sub-groups under the partnership pillar has been constrained by women limited access to digital technologies in terms of phone ownership and internet access.

ANNEXES

Annex (i) Simplified Guide: Key Informant Interview and Focus Group Discussion

Standard Questions for each SDG indicators

Key guiding questions

1. Who have been left behind?
2. Who have been left furthest behind?
3. Are there any available opportunities today and in the future for the people left behind? Probe for programs and policies as well local initiatives to include them.
4. What are the reasons why some people are left behind? Probe for each of the groups mentioned to establish why they are discriminated, biases, spaces/places where and how they live, vulnerability.
5. How have shocks contributed to further vulnerability of LNOB sub-groups?
6. What are the good practices for inclusion LNOB groups in this area?
7. What have you learnt about the way LNOB sub-groups were included and excluded?
8. What should be done in the future to ensure that LNOB sub-groups are included?
 - Short term (immediate):
 - Medium term (1-2 years):
 - Long terms (3 years>):

1 NO POVERTY



Goal 1: No poverty

Embodies all SDGs and aims to improve human wellbeing. Any country /community that make significant progress in achieving the targets under this SDG1 imply that the country/ community are on its way to achieving all the 17 goal targets.

Under SDG1, the identified LNOB sub-groups include Persons living with HIV/AIDS. Rural and Urban poor, Persons belonging to ethnic minorities, Persons with Disabilities, Older Persons, orphans and vulnerable children, Youth and Women, refugees, IDPs and the working poor.

Targeted respondents: District Planner and District Development Officer

TARGETED INDICATORS:

Poverty reduction programmes and humanitarian interventions:

1. Benefitting from social grant for elderly (probe for men, women, PwDs,)
2. Ownership and control of property-land, cattle etc
3. Technology access-mobile telephone, animal and plant seeds
4. Most vulnerable to and exposed to vulnerability to climate related extreme events and other economic, social and environmental shocks and disasters
5. Education
6. Health
7. Water and Sanitation
8. Clean Energy
9. Employment opportunities
10. Digital Technologies-internet Mobile Money
11. Tele-medicine

2 ZERO HUNGER



Goal 2: Zero hunger

The aim of Goal 2 is to promote agriculture, forestry and fisheries to ensure the availability of nutritious food and generate decent incomes while supporting people centred rural development and protecting the environment. Ending hunger and food insecurity as well as improved nutrition coupled with promotion of sustainable lie at the heart of the SDG2. The food and agriculture sectors are hailed for offering key development solutions and are central to hunger and poverty eradication.

LNOB sub- groups left behind: the Persons living with HIV/AIDS. Rural and Urban poor, Persons belonging to ethnic minorities, Persons with Disabilities, Older Persons, orphans and vulnerable children, Youth and Women, refugees, Internally Displaced Persons and the working poor.

Targeted respondents: District Agriculture Officer/District Veterinary Officer/Secretary for Production.

TARGETED INDICATORS:

Food security programming and humanitarian interventions

1. Food commodity markets
2. Agriculture Extension services
3. Disease resistant crop varieties and animal breeds
4. Nutritious food

3 GOOD HEALTH AND WELL-BEING



Goal 3: Good health and well-being

Under the SDG 3 goal, improving the human lives and wellbeing for all at all ages is the critical focus. This entails that everyone is brought on board as far as promotion of better health is concerned. It has become common knowledge that the health systems have been criticized for inequitable access to services with the poor receiving fewer services than needed, and the rich receiving more than needed. One of the key inequitable factors is distance to Government health facilities. Distance is considered a barrier both due to a facility being too far to travel to, as well as the economic opportunity costs associated with travel to the health facility. Evidence from the literature reviewed indicates there inequality and discrimination at sub- regional level, urban/rural divides and population groups which have been left behind where concerted efforts are needed.

LNOB sub- groups left behind: Pregnant Mothers, Women and Girls, Persons living with HIV/AIDS. Rural and Urban poor, Persons belonging to ethnic minorities, fisher folk and pastoral communities, Persons with Disabilities, orphans and vulnerable children, Youth and Women, refugees, IDPs and the working poor Older Persons, orphans and vulnerable children, Youth and Women, refugees, IDPs and the working poor.

Targeted respondents: District Health Officer, District Inspector of Health and CSO working or providing health services.

TARGETED INDICATORS

Accessing quality health care in development programming and humanitarian situations:

- Immunization
- Reduce maternal mortality
- Reduce neonatal mortality
- End the epidemics of AIDS, tuberculosis, malaria and neglected tropical diseases and combat hepatitis, water borne diseases and other communicable diseases
- Ensure universal access to sexual and reproductive health care services, including for family planning, information and education, and the integration of reproductive health into national strategies and programmes
- Achieve universal health coverage, including financial risk protection, access to quality essential health care services and access to safe, effective, quality and affordable essential medicines and vaccines for all.
- Substantially reduce the number of deaths and illnesses from hazardous chemicals and air, water and soil pollution and contamination
- Strengthen the prevention and treatment of substance abuse, including narcotic drug abuse and harmful use of alcohol

4 QUALITY EDUCATION



Goal 4: Quality education

Under this SDG 4 goal aims at quality education as a foundation for improving people's lives and sustainable development. The goal is to increase access to education at all levels and enrollment of women and girls, and increase in basic literacy skills.

LNOB sub-groups targeted under Goal 4: Children, Women, Adolescent Girls, PWDs, Ethnic Minorities, the fisher communities, pastoral communities, working poor and refugees.

Targeted respondents: District Education Officer/District Inspector of Schools and CSO working and private sector providing education services.

TARGETED INDICATORS:

Accessing quality education in development and humanitarian interventions

1. Early Childhood development-Nursery
2. Primary school level
3. Secondary School level
4. Vocational training
5. University level

5 GENDER EQUALITY



Goal 5: Gender equality

The goal provides for the necessary foundation for a peaceful, prosperous and sustainable world. It's envisaged that by providing women and girls equal access to education, health care, decent work, and representation in political and economic decision making processes will fuel sustainable economies that benefit society and humanity.

LNOB groups: Ethnic Minority, Persons with disabilities, Adolescent girls, fisher communities, refugee and working poor

Targeted respondents: District Planner, District Community Development Officer, District Education Officer, Probation officer, CSO working on women empowerment and private sector.

TARGETED INDICATORS

Women and girls equal access:

1. Education
2. Health Care
3. Decent Work
4. Representation in political decision making processes
5. Representation economic decision making processes

6 CLEAN WATER AND SANITATION



Goal 6: Clean water and sanitation

The goal provides for the necessary foundation for a peaceful, prosperous and sustainable world. It's envisaged that by providing women and girls equal access to education, health care, decent work, and representation in political and economic decision making processes will fuel sustainable economies that benefit society and humanity.

LNOB groups: Ethnic Minority, Persons with disabilities, Adolescent girls, fisher communities, refugee and working poor.

Targeted respondents: District Education Officer, District Health Officer, District Water Officer, CSO working on water and sanitation issues and private sector.

TARGETED INDICATORS

1. Accessing clean safe water and sanitation(home, schools, public places)

7 AFFORDABLE AND CLEAN ENERGY



Goal 7: Affordable and clean energy

SDG 7 requires member states to ensure access to affordable, reliable, sustainable and modern energy for all. Specifically, under target 7.1, member countries are expected to ensure universal access to affordable, reliable and modern energy services

LNOB groups: Refugees, Older persons, Ethnic minorities, fisher folk, pastoral communities, Slum dwellers, working poor

Targeted respondents: District Education Officer, District Health Officer, CSO working on clean energy and private sector.

12 RESPONSIBLE CONSUMPTION AND PRODUCTION



Goal 12: Responsible consumption and production

The aim of Goal 12 is to promote sustainable consumption and production aimed at 'doing more and better with less', increasing net welfare gains from the economic activities by reducing resource use, degradation and pollution along a whole life-cycle while improving quality of life. It involves engaging consumers through awareness-raising and education on sustainable consumption and lifestyles, providing adequate information through standards and labels, engaging in sustainable public procurement.¹⁸³

Targeted Respondents: District Planner & District Environment Officer

LNOB groups that are a focus for this SDG include: Women, Youth and persons with disabilities, older persons, refugees and ethnic minority.

TARGETED INDICATORS

1. Proper management of garbage
2. Hazardous materials (medical waste, plastics waste, electronic waste,)

13 CLIMATE ACTION



Goal 13: Climate action

SDG Goal 13 focuses mainly on addressing the needs of developing countries to both adapt to climate change and invest in low-carbon development and to improve awareness raising, education and institutional and human capacity on mitigation, impact reduction, early warning, and adaptation to climate change.¹⁸⁴

LNOB groups affected: IDPs, Ethnic Minorities, Older Persons, Women, Children, PWDs and Slum dwellers.

Targeted respondents: District Forest Officer, District Agriculture Officer, Climate Change District Focal Person, NGOs working on climate change issues.

TARGETED INDICATORS

Accessing climate change adaptation support interventions

1. Irrigation systems
2. Flood control
3. Health emergency support during epidemics(Covid-19,Ebola)
4. Control of pests and diseases

¹⁸³ Office of the Primary Minister (2021) Sustainable Development Goals Progress Report 2021

¹⁸⁴ Voluntary National Review Report on the implementation of the 2030 Agenda for Sustainable Development-P62



Goal 14: Life below water

(Ask where you find people engaged in fishing including fish farming-Kalangala, Buyende, Kitgum and Kwanja)

The goal calls for careful management of the essential global resources as critical to feature of sustainable future. The world's oceans-temperature, chemistry, currents and life –drive global systems that make the earth habitable to human kin.¹⁸⁵ Rain water, drinking water, weather, climate, coastlines, much of the food, and even the oxygen in the air, are all ultimately regulated by the sea. Oceans and seas have been vital conduits for trade and transportation throughout history. Of the 10 indicators, only one applies to Uganda.¹⁸⁶

LNOB groups: Women, fisher folk, Sex workers, PWDs, ethnic minorities (Basese etc) and older person and island communities

Targeted respondents: District Fisheries Officer, Private Sector Companies in fish trade and NGOs involved in fisheries advocacy.

TARGETED INDICATORS:

1. fisheries production and management



Goal 15: Life on land

(Protect, restore and promote sustainable use of terrestrial ecosystems, sustainably manage forests, combat desertification, halt and reverse land degradation and halt biodiversity loss)

Targeted respondents: District Forest Officer, CSOs and Private Sector involved in environment protection

The purpose of the goal 15 is to promote forests as key to combating climate change and protecting biodiversity and the homes of indigenous population.¹⁸⁷ Human activities and climate in Uganda are responsible for deforestation and desertification and have affected the lives and livelihoods of people against poverty.¹⁸⁸

LNOB Sub-groups: Indigenous ethnic Minorities, women, Youth and PWDs, working poor, island communities

TARGETED INDICATORS:


1. Sustainable land management
2. Forestry conservation

¹⁸⁵ Office of the Primary Minister (2021) sustainable development goals progress report 2021

¹⁸⁶ Office of the Primary Minister (2021) sustainable development goals progress report 2021

¹⁸⁷ Office of the Primary Minister (2021) sustainable development goals progress report 2021

¹⁸⁸ Office of the Primary Minister (2021) sustainable development goals progress report 2021



Goal 8: Decent work and economic growth

Promote sustained, inclusive and sustainable economic growth, full and productive employment and decent work for all

Targeted respondents: District Planner, District Community Development Officer District Labour Officer, MTN and Airtel.

The aim of goal 8 is to promote decent work opportunities, investments and consumption. The creation of quality jobs is a major focus for almost all the economies. Sustainable economic growth will require societies to create conditions that allow people to have quality jobs that stimulate the economy while not harming the environment. The goal has 17 indicators.

LNOB Sub-groups: Women and girls, PWDs, Elderly, Refugees, Youth, children and working poor

TARGETED INDICATORS

1. Accessing employment opportunities
2. Decent wages
3. Access to financial services (Banking, mobile money service)



Goal 9: Industry, innovation and infrastructure

Goal 9 refers to investments infrastructure – transport, irrigation, energy and information technology as crucial to achieving sustainable development and empowering communities

Targeted respondents: District Engineer, District Agriculture Officer, District Labour Officer, MTN and Airtel.

LNOB sub-groups: Women, Older persons, PWDs, Women, girls, Refugees, Ethnic minorities, fisher folk, pastoral communities, Slum dwellers and working poor.

TARGETED INDICATORS

1. Accessing all season road
2. Mobile telephone network
3. Irrigation infrastructure
4. Road ways and furniture that are user friendly to PWDs, children, pregnant women and elderly



Goal 10: Reduced inequalities

The aim of this goal is to promote universal policies to address the needs of the disadvantaged and marginalized populations. For a fact, consensus is that economic growth is insufficient to reduce poverty if it is not inclusive and does not involve the three dimensions of sustainable development: economic, social and environmental.

TARGETED INDICATORS

1. Earning decent income,
2. Exercising voting rights

11 SUSTAINABLE CITIES AND COMMUNITIES



Goal 11: Sustainable cities and communities

This Goal 11 refers to strategies for cities to continue to thrive and grow while improving resource use and reducing pollution and poverty. The future we want includes cities of opportunities for all, with access to essential services, energy, and housing, transportation convenient in terms of time and friendly to vulnerable groups like the urban poor, PWDs and elderly.

Targeted Focus Group participants: District Planner, District Community Development Officer, Town Clerk,

INDICATORS TARGETED

1. Accessing clean energy (electricity, solar lighting and cooking)
2. Decent housing
3. Friendly transport means for elderly, PwDs, Pregnant Women and Children

16 PEACE, JUSTICE AND STRONG INSTITUTIONS



Goal:16: Peace, justice and strong institutions

Promote peaceful and inclusive societies for sustainable development, provide access to justice for all, and build effective accountable and inclusive institutions at all levels.

Targeted respondents: District Planner, Resident District Commissioner, District Police Commander, Probation Officer, Area Magistrate

Goal 16 targets aimed at promoting peaceful and inclusive societies for sustainable development, providing access to justice for all, and building effective, accountable institutions at all levels. Security agencies, parliament and justice, law and order institutions are the key players related to this goal.¹⁸⁹

INDICATORS TARGETED

1. Access to justice
2. Security
3. Birth registration
4. Curbing Human Trafficking

17 PARTNERSHIPS FOR THE GOALS



Goal 17: Partnerships for the goals

Strengthen the means of implementation for sustainable development and revitalize the global partnership

Goal 17 and its targets are intended to achieve strong partnerships that build sustainable development. The sustainable development agenda requires partnerships between Government, the Private Sector and Civil Society. The inclusive partnerships should be built upon shared principles, values, vision, and goals that place people and the planet at the Centre and are needed locally, nationally and globally. Key focus is the existing partnerships in terms resource mobilization to support extent of inclusion of vulnerable groups in social service access and internet access which should be in line with adoption of digital technologies.

Targeted Respondents: District Planner, District Community Development Officer, Probation, NGO forum, and Private Sector foundation

PARTNERSHIPS

1. Existing partnerships
2. Strengths and weaknesses

ADOPTION OF DIGITAL TECHNOLOGIES

1. Phone ownership and Internet access by gender

¹⁸⁹ Office of the Primary Minister (2021) Sustainable Development Goals Progress Report 2021



THE REPUBLIC OF UGANDA



SDG SECRETARIAT

OFFICE OF THE PRIME MINISTER

Published by the SDG Secretariat,
Office of the Prime Minister
Postel Building, Clement Hill Road P.O. Box 341, Kampala
☎ +256 414 343093 ✉ sdg.ug-secretariat@opm.go.ug
🌐 <https://sdgs.opm.go.ug/>